



**MOUNT LOFTY RANGERS
4WD CLUB**
ABN 83 001 470 077
www.mountloftyrangers.com.au
enquiries@mountloftyrangers.com.au

RANGERS' REVIEW

Loftyfest 2021 Wonoka Station



Home Camp at Wonoka Station



Miss Willow Posing with her adoring fan
Taylor at Stokes Hill Lookout ❤️



**A great time had by
all who attended**



PRESIDENTIAL PRESS

G'day Rangers...

Well...having just returned from Loftyfest it is good to report that the weather was much better than our last two trips to the Flinders over the same weekend. Feedback to date has been overwhelmingly positive. Big thanks to those who assisted in the organisation, to those who stepped up to lead trips (we can't do this without you), to those who entered the camp cook and congrats to those who won the prizes. With the conclusion of this year's event attention turns to next years. I am waiting for confirmation as to the availability of potential sites, then an announcement will be made and you can lock in the date.



The completion of the long weekend is also like hump day...it's marks the start of the downhill run to the Christmas period with folks looking at planning Christmas parties, thinking about shopping and planning leave. It also traditionally marks a slowing of MLR trips for the reasons previously stated. Notwithstanding this if you have a trip in mind feel free to put it on the board. If you don't, start thinking about next year. All the messages re boarders opening once vaccination rate targets are reached look positive.

Before I go on I would like to pass my sincere condolences to both Rob and Therese who recently lost Mothers, our thoughts are with you in this difficult time.

Finally, memberships renewals were due by the end of August. Please note, if you haven't renewed your membership by 30 Sep, your MLR membership will be suspended. This will mean you will no longer receive any correspondence, be able to attend club activities and will be asked to leave club meetings unless you are there to pay for renewal. Bottom line... this is a Club that offers benefits to financial members and potential members, and it's not fair on those folks for people to receive the same benefits without being financial. As always, if you would like to discuss payment options these will be considered on a case by case basis, just contact a committee member ASAP so we can come to a mutually agreed arrangement. Alternately, if you have made the choice not to renew your membership with the club, we will be saddened to see you go and will forward a survey seeking feedback in due course.

Anyway, that is enough for now, take care of yourself, and those around you – stay safe!

Next Meetings:

Next monthly meeting is **11 Oct 2021**

Next committee meeting **25 Oct 2021**

Word of the Month:

Nefelibata – One who lives in the clouds of their own imagination; an unconventional person

YOUR COMMITTEE DIRECTORS FOR 2021-22



PRESIDENT
Gary Light

president@mountloftylanders.com.au



VICE PRESIDENT
Tom Doody

vp@mountloftylanders.com.au



TREASURER
Kylie Cooper

treasurer@mountloftylanders.com.au



SECRETARY
Chris Grear

secretary@mountloftylanders.com.au



TRIPS CO-ORDINATOR
Ian McFarland

trips@mountloftylanders.com.au



FWD SA DELEGATE
Paul Parsons

delegate@mountloftylanders.com.au



MEMBERSHIP OFFICER
Marianne Sag

membership@mountloftylanders.com.au



MEMBERSHIP OFFICER
Rob Stevens


membership@mountloftylanders.com.au

YOUR COMMITTEE DIRECTORS FOR 2021-22



WEBSITE OFFICER
Kevin Jesshope

webmaster@mountloftyrangers.com.au



MERCHANDISE OFFICER

merchandise@mountloftyrangers.com.au



PROPERTY OFFICER
Peter Reed

property@mountloftyrangers.com.au



EDUCATION OFFICER
Steve Townsend

education@mountloftyrangers.com.au



MAGAZINE EDITOR
Trish Dagri

magazine@mountloftyrangers.com.au



GENERAL OFFICER
David Cunningham



GENERAL OFFICER
Dewi Morgan

YOUR COMMITTEE

Committee members are elected by the members for the members. They are volunteers who kindly donate their time to represent the member's interest in the day to day running of the Club, are you:

1. Interested in putting your hand up to help this club get even greater?
2. Not sure what role you'd like or what's involved?

Keep reading for a brief description of each role:

President: - Convenes all meetings of MLR. Meeting with 4WDSA to push the MLR interests. Sponsor Liaison.

Vice president: - Facilitate monthly topic of interest e.g. guest speakers, awareness sessions etc. Becomes acting President when the President unavailable. MLR club registration officer.

Treasurer: - Looking after club financials. Sponsor liaison.

Secretary & Public Officer: - Minute taking for meetings. Correspondence in and out.

Trips Coordinator: - Primary point of contact for members trip planning, advice and attendance sheets. Communicates trip calendar to members.

4WDSA Delegate: - Attends bi-monthly 4WDSA meetings and is the voice of MLR, also reports back on any relevant information from 4WDSA that affects MLR.

Membership officers (1 lead & 2 x assistants): - First point of contact for visitors that come to MLR, keep track of member attendance at club meetings and criteria for membership acceptance, welcome visitors and link them with a buddy, run the club night raffle and pay for any birthday drinks.

Website officer: - Maintain and update MLR website and Facebook administration.

Merchandise officer: - Organises clothing and other club approved merchandise for sale to members.

Property Officer: - Looks after club property and trailer, by maintaining where appropriate and lends equipment out to members.

Education Officer: - Organises club training and awareness days. Liaises with 4WDSA Driver Training Unit for wider training opportunities.

Magazine editor: - Collates all material to go into club magazine – photos, trip reports, jokes, interesting 4WD related stories sourced elsewhere. Facebook administration.

Committee Member: - Supports other Officers of the committee, and helps with club events and trips where needed. If you would like to share your experience and contribute to the running of the club, please speak to a current committee member to obtain a nomination form.

If you would like to share your experience and contribute to the running of the club, please speak to a current committee member to obtain a nomination form.

About us

The Club's aim is for its members to enjoy all aspects of owning and using our 4WDs while enjoying the diverse surroundings offered by this great country. We are a club of 4WD enthusiasts who enjoy challenging driving, regular trips, camping, camp cooking and a great social scene on and off track.

MEMBERSHIP

Membership is open to anyone who owns a 4WD (regardless of its make or model) and has a passion for driving. Mount Lofty Rangers Inc is an affiliated member of the South Australian Association of Four Wheel Drive Clubs (FWDSA).

Club Outings

The Mount Lofty Rangers provides regular day, weekend and extended four wheel drive trips, lead by experienced trip leaders. Trips are rated on the level of difficulty and are available to all members and guests.

The club has a dedicated social committee which also organises regular events that complement the club trips.

Experience and Training

Our current members possess a wide range of skills ranging from beginner to advanced. The club has a number of accredited instructors and assessors, and is involved in regular training via the SAAFWDC Driver Training Unit.

Meetings

Club meetings are the second Monday of each month* and are held at the **Blackwood Football Club, Trevor Terrace, Blackwood Time: 7:15 pm for 7.30pm start**

*Except where this Monday falls on a long weekend then the meeting is held on the third Monday of the month.

For more information on the Club please check out our website at: www.mountloftyrangers.com.au

MT LOFTY RANGERS UHF CLUB CHANNEL 27

CLUB EQUIPMENT FOR LOAN



- Grate mates
- *Uniden* UHF handheld radios
- Tyre repair kit (large & small)
- *Tifor* hand winch and cable
- Car Bra
- Trestle tables, plastic folding 1.8m (x2)
- Recovery bag (inc snatch straps, extension strap, tree trunk protector and shackles)
- Gazebo 3m x 3m
- Hot water urn and kettle
- Bead breaker
- Drag chains (x 2)

*All club equipment is securely stored within the club trailer @ Lonsdale

For further information on any loan equipment, please email Property Officer:

property@mountloftyrangers.com.au



Specialising in ;



- Aluminium windows and doors.
- Sliding, awning, double and single hung domestic windows.
- Sliding, hinged, French, multi-stack and bi-fold domestic doors.
- Full range of security doors and including "Invisi-gard" security
- Aluminium balustrading.
- Full range of aluminium commercial windows and doors.
- Window and door replacement (not glass replacement)

New homes or renovating. Club members receive 10% discount.

Ph (08) 8268 8808 fax (08) 8347 3152 Email ron@aawindows.com.au

2021/22 MEETINGS & TRIPS


CALENDAR

SATURDAY 9TH OCTOBER STOCKPORT OBSERVATORY <u>POSTPONED UNTIL FURTHER NOTICE (DUE TO COVID 19)</u>	Contact: Tom Doody
MONDAY 11TH OCTOBER – 7.30 pm. MLR CLUB MEETING @ Blackwood Football Club, Trevor Tce Blackwood	
MONDAY 8TH NOVEMBER – 7.30 p.m. MLR CLUB MEETING @ Blackwood Football Club, Trevor Tce Blackwood	
FRIDAY 19TH NOVEMBER – SUNDAY 20TH NOVEMBER SALT CREEK FISHING TRIP	Contact: Eric Kalderovskis
SATURDAY 20TH NOVEMBER MLR CHRISTMAS GATHERING @ WIRREANDA FARM – Mt Crawford	Contact: Gary Light
MONDAY 13TH DECEMBER – 7.30 p.m. MLR CLUB MEETING @ Blackwood Football Club, Trevor Tce Blackwood	

2021/22 TRAINING & AWARENESS CALENDAR

SUNDAY 17th OCTOBER ASHBOURNE – WINCH AWARENESS Ashbourne, 800 Gate 2, Ashbourne Road Ashbourne SA	9.30 a.m. start \$20.00 fee per vehicle

Email education@mountloftyrangers.com.au for more information or to organise one-on-one or group training



**4WD EDUCATION HANDBOOKS
ARE AVAILABLE THROUGH
STEVE TOWNSEND
COST: \$30.00 each**

Email: education@mountloftyrangers.com.au

Ashbourne 22nd August – Water Crossing Awareness



**Lone Ranger triumphs
over water crossings**

Last Sunday, with a fine break in the weather, we were all clear to venture away from the property of Ashbourne to encounter some water-crossings through the valleys. The advantage of a one on one training “sesh” with Steve, enabled me to learn many other 4x4 techniques that would probably test the patience of more proficient drivers; experimenting with crawl control, interchanging from Auto to 4H and then to 4L and it was a really valuable learning opportunity to understand the vehicle’s capabilities. With no snorkel and only new breathers installed, the nerves of not stalling in water was quickly overcome as Steve guided me through the steps of manoeuvring the 4x4 steadily over the rocky water crossing bases. The crossing’s flow was steady and low for this time of the year as we passed debris built up on the banks indicating the possible depths of these crossings and the power of a flow of water against the side of a vehicle.

I learnt various techniques of entering the water safely, choosing the right gear selection and the planning involved so as not to administer an evacuation of the vehicle in the future with more challenging water levels. The crossings were successful once the “art” of creating a bow of water to streamline pass the vehicle and not submerge the engine bay was finally mastered.

It was a fun morning and confidence was established to assess future water crossings. Great appreciation to Steve for the time and excellent training to this “newby”.

Report submitted by Paul Mildrum

FOR SALE

**2 or maybe 3 of 285 – 70 – 17 Mickey Thomspon tyres.
They're approximately $\frac{3}{4}$ worn so only good as 2nd spares.
Asking price: \$50.00 each. Sell all or 1.**

Contact: Les Toomer on 0409 285 232

Item #098009

Dad, are we pyromaniacs? Yes, we arson.

What do you call a pig with laryngitis? Disgruntled.

Writing my name in cursive is my signature move.

If you're bad at haggling you'll end up paying the price.

Just so everyone's clear, I'm going to put my glasses on.

An army commander walked into a bar and ordered everyone around.

I lost my job as a stage designer. I left without making a scene.

Never buy flowers from a monk. We must prevent florist friars.

How much did the pirate pay to get his ears pierced? A buccaneer.

My friends and I have named our band 'Duvet'. It's a cover band.

My kids asked me what it was like growing up in the 80's. So I took their phones away and turned off the wi-fi.

The world's most prolific Facebook user died today. We shall not see his Like again.

Narcissist? Let's just calm down with the big words and keep this conversation about me.

My sexy neighbour just called me "a bit of a looker". Well, the term she used was actually "voyeur", but it still counts.

**Just
for**



a Laugh!

Interesting reading for those towing caravans



WHETHER YOU'RE NEW TO CARAVANNING OR NOT, YOU CAN ALWAYS LEARN FROM OTHERS' EXPERIENCES. THESE ARE SOME OF THE LESSONS THAT MARTY LEDWICH LEARNED THE HARD WAY...

Caravanning is increasing in popularity, thanks partially to overseas travel restrictions placed upon us by the pandemic. There are, therefore, plenty of newcomers to the towing and touring lifestyle. Many will be hitching up for the first time and heading off into the wilderness.

The fact is, we have all been novice caravanners and, after travelling for a long time, we have made mistakes and learnt valuable, and sometimes expensive, lessons.

Here, we want to share with you the five most important lessons we have learnt over our many years' travelling and towing.

BE A CONSIDERATE DRIVER

Caravanners would have to be one of the most maligned groups of drivers on the road today. Some of this discontent may be born out of our own actions but most of it really does stem from a lack of tolerance from other road users. It seems as though it is a crime to enjoy yourself and drive in a relaxed and safe manner. Everyone else seems to be in a terrible hurry and we simply are not.

RV FEATURE

I have tried all sorts of ways to avoid conflict on the road when towing the van but I have found that it doesn't matter at what speed you drive, or how much you try to keep out of the way of other drivers – everyone wants to get in front of you and they will do everything they can to do so.

My advice is to drive in a manner that makes you less of an encumbrance to other drivers and expect that they will do everything, including some dangerous manoeuvres, to get in front of you. If you maintain a speed of around 90-95km/h on the open road, that gives other motorists the opportunity to pass you safely. If you come to an overtaking lane, back off about 5km/h to give as many vehicles as possible the opportunity to overtake you.

When merging back into a single lane, indicate your intention to merge early but wait until just before the merge starts and move over slowly. Anticipate that there will be some vehicles who will try to pass you at the last minute.

Always use your UHF radio to communicate with trucks to let them know that you are aware of them and are prepared for them to pass you.

If other drivers see that you are at least trying to do the right thing, you may find them being a little more accommodating towards you.

THE IMPORTANCE OF CHECKLISTS

I remember the first trip we did in our brand new caravan. We were driving through central New South Wales during an almost biblical downpour. We stopped at a rest area to have a break. Kylie went into the caravan to get something to eat and saw that the inside of the van was drenched in water. We had left one of the vents on the four seasons hatch open and we had been driving through the rain all morning. I think Kylie invented a few new expletives that day. We learnt our lesson the hard way.



Good quality, brand name tyres may cost a little more but they will last in conditions that will destroy inferior brands. These BF Goodrich All Terrain tyres have withstood the worst conditions without as much as a single puncture

We were quite fortunate – the mess was easy to clean and the van was undamaged. The point is that this was not our first rodeo. It wasn't our first caravan holiday and we had a routine that we thought was bulletproof. It just shows that even the most experienced caravanner can make silly mistakes.

Now we use a checklist – well, three in fact. One for inside the caravan, one for outside the van, and one for when the rig is connected and we are about to leave our site. Seven years later we are still using those checklists.

No matter how long you have been caravanning or how experienced you think you are, it only takes one missed item and you could have a repair bill on your hands. Make a checklist and use it.

YOU GET WHAT YOU PAY FOR

Kylie has always said that I'm a bit too miserly for my own good (she didn't use those exact words but you get the drift). And she would be correct. In the past, I always tried to save a bit of money by going with the cheaper option and, nine times out of ten, it would bite me on the bum. Whether it be batteries, car tyres or accessories, very rarely did it work out to my benefit to go for the cheap option.

Case in point: we did a big trip to the Kimberley a few years ago in a camper trailer. Rather than fit name brand tyres to the car, I went with a cheap, no-name option, mistakenly believing they would be good enough for the job. How wrong I was. On the Gibb River Road, we had three punctures and I only carried two spares. We limped into Kununurra with one of the tyres plugged to within an inch of its life. We had to stop to pump it up every 20 minutes.

What made it worse was the cheap air pump I had could hardly keep up with the task in the heat of the day. It was a lesson learnt the hard way.

That trip changed my attitude and I now spend that little extra to ensure I get good quality gear. I still do a lot of research and talk to many people before making a decision but, as a general rule, I now believe that if the deal seems too good to be true, it probably is. I haven't been disappointed since.



Just because you have heaps of available storage in your caravan, doesn't mean you have to fill it all with stuff. If you don't use it, get rid of it

RV FEATURE



UNDERSTAND YOUR TOW VEHICLE

It is true that modern cars are much more reliable and capable than their forbears of 20 years ago. Advances in technology have allowed cars to be more powerful while using less fuel and driving them around the streets, day by day with little more than two people inside, we really don't push them hard at all.

But, when you hook up a caravan and fill both with all the gear you need for an extended road trip, you really do start to push them towards the limits of what they were ever designed to do.

Consider for a moment, with a caravan in tow and a boot full of gear, that the car weighs much more than it normally would. Then you drive it for extended periods, in the heat, with the air-conditioner running flat-out and along roads that are far from A-grade. You simply cannot expect to put the transmission selector

into D, put your boot into it, and not expect the car to eventually have mechanical issues.

I expect this is the reason why you hear of so many caravanners whose tow vehicles suffer major breakdowns, such as transmission failures, blown turbos and even car fires. We are expecting too much of our vehicles and we are pushing them too hard in the process.

I have learnt that you need to get good advice about your particular tow vehicle from those who know it the best. They can tell you the best way to drive it when towing in adverse conditions and what modifications may help to make it more reliable. I'm talking about good mechanics, those with a reputation in the business.

Another good source of information is your car's user manual. It likely has tips for the correct transmission gear selection or speed to drive at when towing heavy loads.

RV FEATURE

You may need to modify your vehicle so it can better handle the stresses of towing. I'm not talking about larger tyres or ECU remaps, as these can have the opposite effect. I'm talking about items like catch cans or larger exhaust systems that can add to the longevity of most turbodiesel engines. Fitting extra fuel filtration may be required if you do a lot of remote travel.

And, please, while the internet can be a fantastic source of useful information, beware of the keyboard warriors who may seem like they know what they're talking about but, in reality, have very little experience at all.

WATCH YOUR WEIGHT

You would have to have been living under a rock not to have read about the need to check the weight of your tow vehicle and caravan in order to ensure you are legal. That much is a given. To that end, many of you may get your rig set-up, ready for a trip, and take it to a weighbridge to check to see if you are overloaded. If you are new to towing and you've done exactly that, I commend you. You've already done more than most others on the road.

The thing is, that is not the end of your job. Over time you will want to buy new gear, upgrade your rig, and take more stuff with you. The point is, you may start out your travels underweight but, over time, I guarantee you will creep over that point and end up overweight.

We have experienced this first hand. The first time we weighed our rig, we were horrified at the result and just how close we were to being illegal. We now have a very simple rule. If we want to put something new into our van, we have to remove something else we don't need of similar weight.



RV FEATURE

Another thing to do is to keep track of the items you use and the items you don't use. You can do this by putting a mark or coloured sticker on an item as you use it.

After six months or after several trips, go through everything you have and remove the items without an identifier mark on them. If you haven't used them in all that time, the chances are you don't need them and you are just carrying around dead weight.




A catch can is one of those accessories you should consider fitting to your tow vehicle

A FINAL WORD

While we have been touring for the best part of 25 years, we don't consider ourselves to be experts on all things. Yes, we've learnt a lot over the years but we find that barely a day goes by when we don't learn something new. There are so many good people travelling around the country and many of them have a wealth of experience and wisdom to share.

If you find yourself in a spot of bother, don't be afraid or ashamed to ask for help. Conversely, if you do see another traveller in trouble, offer them a hand. There is nothing better than making a deposit into the bank of good karma.



It is a good idea to consult your vehicle's user manual to ensure you are not pushing it too hard and carrying too much weight

MLR Christmas @ Wirreanda Farm

Registration: via MLR webpage

Activities:

- General Socialising
- Kayak or canoe on the reservoir
- Walk in the Forest, visit the Barossa wine region

Cost:

- \$20 / person / day (*fee for property owners*) OR
- \$20 / person if you only come for meal (refundable post event)

Catering: Coast to Coast Golden Roast (Roasts, vegies and salads)

Payment:

via MLR EFT :

- BSB: 065 132
- Account No: 1004 4806
- Account Name: Mount Lofty Rangers Inc.
- Reference on transaction, MUST include “**name and xmas camp**” OR “**name and xmas meal**” (Bendigo bank does not show their customer’s name on account transfers unless it is in the reference)

To be paid **prior** to the weekend


NB - You will only be considered on the trip if you have paid.

Queries to Gary Light – president@mountloftyrangers.com.au



Would you like an exciting way to spend more time in the Flinders Ranges?

You can by becoming a member of the Friends of Ikara-Flinders Ranges National Park!



The majestic Flinders Ranges attracts visitors from around the world. Park staff and Friends Group volunteers work to keep the natural environment pristine and conserve the heritage built assets for them and future generations

Think about joining this team today



BEACHPORT 2022



Reminder – Don't forget to pay your deposit to the Sothern
Ocean Tourist Park

by

31 Oct 21

CLUB MERCHANDISE

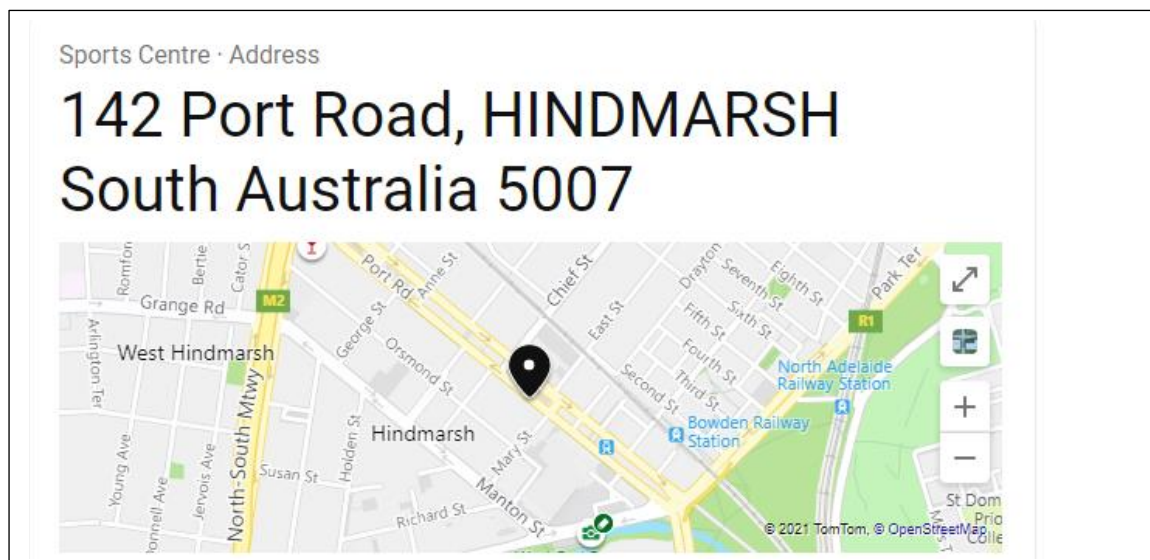
Order your new club merchandise at:

<https://www.sportscentre.com.au/mount-lofty-rangers>

1. Select what you need.
2. Check out the sizing chart
3. Choose your delivery option (postage or pick-up)
4. Finalise your payment

Should you have any questions, please contact Tom Doody:

merchandise@mountloftyrangers.com.au



Look sharp in our new range of Club Merchandise



MOUNT LOFTY
RANGERS 4WD
CLUB SUB POLO

\$60.00



MOUNT LOFTY
RANGERS 4WD
CLUB WOMENS SUB
POLO

\$60.00



MOUNT LOFTY
RANGERS 4WD
CLUB LONG SLEEVE
SUB POLO

\$70.00



MOUNT LOFTY
RANGERS 4WD
CLUB WOMENS
LONG SLEEVE SUB
POLO

\$70.00



MOUNT LOFTY
RANGERS 4WD
CLUB POLO

\$35.00



MOUNT LOFTY
RANGERS 4WD
CLUB SOFTSHELL
JACKET

\$60.00



MOUNT LOFTY
RANGERS 4WD
CLUB VEST

\$55.00



MOUNT LOFTY
RANGERS 4WD
CLUB HOODED
JACKET

\$50.00



MOUNT LOFTY
RANGERS 4WD
CLUB RUGBY TOP 1

\$50.00



MOUNT LOFTY
RANGERS 4WD
CLUB RUGBY TOP 2

\$50.00



MOUNT LOFTY
RANGERS 4WD
CLUB BEANIE

\$20.00



MOUNT LOFTY
RANGERS 4WD
CLUB BUCKET HAT

\$20.00



MOUNT LOFTY
RANGERS 4WD
CLUB CAP

\$20.00

Take charge with REDARC

REDARC's range of products ensures that you'll always be ready to go... wherever you are!



The Smart Start SBI ensures you'll never have a flat battery

The REDARC Smart Start® SBI is a microprocessor-controlled battery isolator designed for use as a solenoid priority system in multi-battery applications. It protects the start battery from excessive discharge, whilst allowing the auxiliary battery to supply non-essential loads. It's Australia's most trusted dual battery isolator, used by 4WD clubs throughout Australia.



Dual battery chargers made especially for Australia

REDARC's BCDC In-vehicle Battery Chargers feature technology designed to charge batteries to 100%, regardless of their type or size. By providing a unique charging profile to each specific battery type, the BCDC is able to achieve and maintain an optimal charge in auxiliary batteries... at all times.



Battery Management Systems for a complete solution

REDARC's Battery Management Systems, featuring the new Manager30, are state-of-the-art systems designed to charge and maintain auxiliary batteries used in recreational automotive and marine applications. They incorporate AC, DC and solar inputs to achieve the best possible charge.

For a complete list of products and technical information call 08 8322 4848 or visit redarc.com.au



Redarc Electronics

Australian Electronics Manufacturer

REDARC Electronics is an Australian electronics manufacturer established in 1979. It is located in Lonsdale, South Australia, an industrial suburb south of Adelaide. REDARC products can be used in vehicles that use battery power – for example, cars, boats, rail, trucks, mining equipment and buses. Their range of products include voltage converters, inverters, power supplies, battery chargers and trailer braking solutions for industries such as automotive and trucking, agricultural, medical and defence. It holds the patents for the technologies on which these products are developed.

<https://www.facebook.com/RedarcElectronics/>

HISTORIC CAR REGISTRY

A 90 day conditional registration scheme For Historic, Left Hand Drive and Street Rod vehicles.


Members of Mount Lofty Rangers 4WD Club are eligible for Club Registration of Historic, Left Hand Drive and Street Rod vehicles through the club.

1. Inspect vehicle and make sure it meets the criteria for Club Registration. If previously registered bring current registration information including current permits for modified vehicles.
2. Complete MR334 form and original to owner and copy retained by Mount Lofty Rangers 4WD Club
3. Log book supplied to vehicle owner and explanation of the use.
4. Record and retain a copy of MR334, Certificate of Exemption and Statutory Declaration if needed.
5. Record the Log book Serial Number on the Certificate of Registration along with the date of issue, the Club Stamp and sign the certificate. Retain Copy of Registration papers as proof car was registered at log book issue.



If you require more information or would like to proceed with a Club Registration
check our Website

<https://mountloftyrangers.com.au/membership/club-registration/>
or contact **Chris Grear** secretary@mountloftyrangers.com.au



*“After the wheel, I invented something
fun to go with it.”*



Please send your pictures and stories
to Trish Dagri

E-mail to:

magazine@mountloftyrangers.com.au

Thank you for your reports and pictures

Take care everyone

