



**MOUNT LOFTY RANGERS  
4WD CLUB**  
ABN 83 001 470 077  
[www.mountloftyrangers.com.au](http://www.mountloftyrangers.com.au)  
[enquiries@mountloftyrangers.com.au](mailto:enquiries@mountloftyrangers.com.au)

# RANGERS' REVIEW

*Merry Christmas*



# PRESIDENTIAL PRESS

G'day Rangers...

Who'd have thunked it, December already, well what can we say, 2021 has been interesting if nothing else.

We started the year with an air of optimism hoping it would be much better than 2020 and for the most part it has. We still had the sabre or COVID hang over our head and it did affect several of our activities.

None the less, the Club managed to conduct numerous activities throughout the year starting with Beachport, well actually the Show and Shine in Jan, and as at the time of drafting this concluding with the Xmas dinner at the Blackwood Football club, thanks to Mother Nature this time.

As we look forward to spending the next few weeks catching up with family and friends and wishing we didn't indulge in so much food or alcohol, we can look forward to increased freedoms during 2022. For those who have itchy feet it means increased opportunities to travel across state borders and for the brave among us, international travel may even be on the cards. The new freedoms also present opportunities for us to present a variety of club trips, so if you have a place in mind and would like some company, consider putting it on the trip board.

Some of the activities in the first part of the year will include our Show and Shine, a different style of Beachport (due to mid week holiday) and for the March long weekend I have booked Wirreanda Farm let's see what the weather does this time. Later in the year we will have our annual dinner in McLaren Vale (keep an eye out for further info) and Loftyfest 22 at the Argadelles.

Speaking of the Awards night, it's time to start nominating folks for the Quiet Achiever award. Have you seen anyone do something special behind the scenes.

Anyway, that is enough for now, stay safe!

From my family to yours I wish you all a very Merry Christmas and many trips in the New Year.

## Next Meetings:

Next monthly meeting is **13 Dec 2021**

Next committee meeting **28 Feb 2022**

## Word of the Month:

***Freedom** – the power or right to act, speak, or think as one wants without hindrance or restraint.*



## YOUR COMMITTEE DIRECTORS FOR 2021-22



**PRESIDENT**  
Gary Light

[president@mountloftyrovers.com.au](mailto:president@mountloftyrovers.com.au)



**VICE PRESIDENT**  
Tom Doody

[vp@mountloftyrovers.com.au](mailto:vp@mountloftyrovers.com.au)



**TREASURER**  
Kylie Cooper

[treasurer@mountloftyrovers.com.au](mailto:treasurer@mountloftyrovers.com.au)



**SECRETARY**  
Chris Grear

[secretary@mountloftyrovers.com.au](mailto:secretary@mountloftyrovers.com.au)



**TRIPS CO-ORDINATOR**  
Ian McFarland

[trips@mountloftyrovers.com.au](mailto:trips@mountloftyrovers.com.au)



**FWD SA DELEGATE**  
Paul Parsons

[delegate@mountloftyrovers.com.au](mailto:delegate@mountloftyrovers.com.au)



**MEMBERSHIP OFFICER**  
Marianne Sag

[membership@mountloftyrovers.com.au](mailto:membership@mountloftyrovers.com.au)



**MEMBERSHIP OFFICER**  
Rob Stevens


[membership@mountloftyrovers.com.au](mailto:membership@mountloftyrovers.com.au)

## YOUR COMMITTEE DIRECTORS FOR 2021-22



WEBSITE OFFICER  
Kevin Jesshope

[webmaster@mountloftyrangers.com.au](mailto:webmaster@mountloftyrangers.com.au)



MERCHANDISE OFFICER

[merchandise@mountloftyrangers.com.au](mailto:merchandise@mountloftyrangers.com.au)



PROPERTY OFFICER  
Peter Reed

[property@mountloftyrangers.com.au](mailto:property@mountloftyrangers.com.au)



EDUCATION OFFICER  
Steve Townsend

[education@mountloftyrangers.com.au](mailto:education@mountloftyrangers.com.au)



MAGAZINE EDITOR  
Trish Dagri

[magazine@mountloftyrangers.com.au](mailto:magazine@mountloftyrangers.com.au)



GENERAL OFFICER  
David Cunningham



GENERAL OFFICER  
Dewi Morgan

## **YOUR COMMITTEE**

Committee members are elected by the members for the members. They are volunteers who kindly donate their time to represent the member's interest in the day to day running of the Club, are you:

1. Interested in putting your hand up to help this club get even greater?
2. Not sure what role you'd like or what's involved?

Keep reading for a brief description of each role:

**President:** - Convenes all meetings of MLR. Meeting with 4WDSA to push the MLR interests. Sponsor Liaison.

**Vice president:** - Facilitate monthly topic of interest e.g. guest speakers, awareness sessions etc. Becomes acting President when the President unavailable. MLR club registration officer.

**Treasurer:** - Looking after club financials. Sponsor liaison.

**Secretary & Public Officer:** - Minute taking for meetings. Correspondence in and out.

**Trips Coordinator:** - Primary point of contact for members trip planning, advice and attendance sheets. Communicates trip calendar to members.

**4WDSA Delegate:** - Attends bi-monthly 4WDSA meetings and is the voice of MLR, also reports back on any relevant information from 4WDSA that affects MLR.

**Membership officers (1 lead & 2 x assistants):** - First point of contact for visitors that come to MLR, keep track of member attendance at club meetings and criteria for membership acceptance, welcome visitors and link them with a buddy, run the club night raffle and pay for any birthday drinks.

**Website officer:** - Maintain and update MLR website and Facebook administration.

**Merchandise officer:** - Organises clothing and other club approved merchandise for sale to members.

**Property Officer:** - Looks after club property and trailer, by maintaining where appropriate and lends equipment out to members.

**Education Officer:** - Organises club training and awareness days. Liaises with 4WDSA Driver Training Unit for wider training opportunities.

**Magazine editor:** - Collates all material to go into club magazine – photos, trip reports, jokes, interesting 4WD related stories sourced elsewhere. Facebook administration.

**Committee Member:** - Supports other Officers of the committee, and helps with club events and trips where needed. If you would like to share your experience and contribute to the running of the club, please speak to a current committee member to obtain a nomination form.

If you would like to share your experience and contribute to the running of the club, please speak to a current committee member to obtain a nomination form.

### **About us**

The Club's aim is for its members to enjoy all aspects of owning and using our 4WDs while enjoying the diverse surroundings offered by this great country. We are a club of 4WD enthusiasts who enjoy challenging driving, regular trips, camping, camp cooking and a great social scene on and off track.

### **MEMBERSHIP**

Membership is open to anyone who owns a 4WD (regardless of its make or model) and has a passion for driving. Mount Lofty Rangers Inc is an affiliated member of the South Australian Association of Four Wheel Drive Clubs (FWDSA).

### **Club Outings**

The Mount Lofty Rangers provides regular day, weekend and extended four wheel drive trips, lead by experienced trip leaders. Trips are rated on the level of difficulty and are available to all members and guests.

The club has a dedicated social committee which also organises regular events that complement the club trips.

### **Experience and Training**

Our current members possess a wide range of skills ranging from beginner to advanced. The club has a number of accredited instructors and assessors, and is involved in regular training via the SAAFWDC Driver Training Unit.

### **Meetings**

Club meetings are the second Monday of each month\* and are held at the **Blackwood Football Club, Trevor Terrace, Blackwood Time: 7:15 pm for 7.30pm start**

\*Except where this Monday falls on a long weekend then the meeting is held on the third Monday of the month.

For more information on the Club please check out our website at: [www.mountloftyrangers.com.au](http://www.mountloftyrangers.com.au)

<b>MT LOFTY RANGERS UHF CLUB CHANNEL 27</b>
---



# 2021 EVIL SANTA

Monday December 13<sup>th</sup>

BRING A PRESENT circa \$10.00 to be placed on the table. You will get a ticket to receive a present.

Bring more than one and receive more than one!



Ticket will be drawn, member will choose a gift from the table (unwrap and showcase gift) or steal a gift previously collected.

If your gift is stolen, you will return to the table to choose a new gift.

Gift quality WILL vary so pick wisely.

JOIN IN THE FUN

Say "Hi and Merry Christmas" to your fellow members.

\$2.00 Bubbles and Beer available (TBC)

Bring a small plate of nibbles.

## CLUB EQUIPMENT FOR LOAN



- Grate mates
- *Uniden* UHF handheld radios
- Tyre repair kit (large & small)
- *Tifor* hand winch and cable
- Car Bra
- Trestle tables, plastic folding 1.8m (x2)
- Recovery bag (inc snatch straps, extension strap, tree trunk protector and shackles)
- Gazebo 3m x 3m
- Hot water urn and kettle
- Bead breaker
- Drag chains (x 2)

\*All club equipment is securely stored within the club trailer @ Lonsdale

For further information on any loan equipment, please email Property Officer:

[property@mountloftyrangers.com.au](mailto:property@mountloftyrangers.com.au)



### Specialising in ;



- Aluminium windows and doors.
- Sliding, awning, double and single hung domestic windows.
- Sliding, hinged, French, multi-stack and bi-fold domestic doors.
- Full range of security doors and including "Invisi-gard" security
- Aluminium balustrading.
- Full range of aluminium commercial windows and doors.
- Window and door replacement (not glass replacement)

New homes or renovating. Club members receive 10% discount.

Ph (08) 8268 8808 fax (08) 8347 3152 Email [ron@aawindows.com.au](mailto:ron@aawindows.com.au)



# 2021/22 MEETINGS & TRIPS

## CALENDAR

<b>MONDAY 13<sup>TH</sup> DECEMBER – 7.30 p.m.</b> MLR CLUB MEETING @ Blackwood Football Club, Trevor Tce Blackwood <b>EVIL SANTA</b>
<b>MONDAY 10<sup>TH</sup> JANUARY 2022 - 7.30 p.m.</b> MLR CLUB MEETING @ Blackwood Football Club, Trevor Tce Blackwood <b>SHOW AND SHINE</b>
<b>SATURDAY 22<sup>ND</sup> – SUNDAY 30<sup>TH</sup> JANUARY 2022</b> BEACHPORT <b>SOUTHERN OCEAN TOURIST PARK – BEACHPORT – Contact: Gary Light</b>
<b>MONDAY 14<sup>TH</sup> FEBRUARY - 7.30 p.m.</b> MLR CLUB MEETING @ Blackwood Football Club, Trevor Tce Blackwood
<b>MONDAY 14<sup>TH</sup> MARCH - 7.30 p.m.</b> MLR CLUB MEETING @ Blackwood Football Club, Trevor Tce Blackwood
<b>SATURDAY 26<sup>TH</sup> – SUNDAY 27<sup>TH</sup> MARCH</b> NGARKAT WORKING BEE <b>NGARKKKAT CONSERVATION PARK S.A. – Contact: Peter Harper</b> <b>PLEASE NOTE: THIS IS NOT AN MLR ORGANISED TRIP – no need to register</b>
<b>MONDAY 11<sup>TH</sup> APRIL - 7.30 p.m.</b> MLR CLUB MEETING @ Blackwood Football Club, Trevor Tce Blackwood
<b>MONDAY 9<sup>TH</sup> MAY - 7.30 p.m.</b> MLR CLUB MEETING @ Blackwood Football Club, Trevor Tce Blackwood
<b>MONDAY 20<sup>TH</sup> JUNE - 7.30 p.m.</b> MLR CLUB MEETING @ Blackwood Football Club, Trevor Tce Blackwood

# MLR Show and Shine 2022

**Mon 10 Jan 2022**  
(Jan monthly meeting from 7pm)



*Mystery Judges.  
Numerous categories, prizes for winners!  
Tart up the truck, come along and see how you go.*

*Feel free to bring a plate of nibbles.*



# BEACHPORT 2022


Saturday 22<sup>nd</sup> – Sunday 30<sup>th</sup> January 2022

Southern Ocean Tourist Park - Beachport

# 2021/22 TRAINING & AWARENESS CALENDAR



Email [education@mountloftyrangers.com.au](mailto:education@mountloftyrangers.com.au) for more information or to organise one-on-one or group awareness training



**4WD EDUCATION HANDBOOKS  
ARE AVAILABLE THROUGH  
STEVE TOWNSEND  
COST: \$30.00 each**

Email: [education@mountloftyrangers.com.au](mailto:education@mountloftyrangers.com.au)

## **Bushy's Tintinara Friday 4<sup>th</sup> November till Sunday 6<sup>th</sup> November 2021**

As a chance to unwind for James McGregor after his last day for 2021 of his first year at Flinders University I thought it would be opportune to run a club trip before it gets too hot and fire ban kicks in so he can unwind and have some fun. The usual sole searching and thinking processing occurred (insert grinding gear sounds) to work out where we should go, the mid north was considered, but then I had concerns about the likely higher temperatures, then I thought somewhere south for the cooler temperatures and some sand driving would be appropriate as I hadn't done any for a while and it would be James first time driving in sand country.

I knew of Peake and Dorado Downs, I knew Peake would be booked so I tried Dorado Downs, they have two properties, and the more challenging property was booked and the other property from reports was okay but maybe not what I was after. I knew there was a 3<sup>rd</sup> property out that way but for the life of me I couldn't remember what it was called, so I reached out to Helen Richards from the Nissan Patrol Club who kindly mentioned the name Bushy's and I went ah yeah that is it and off I went to track down Bushy's details on Facebook and the plan came together and up went the trip sheet with only a few weeks lead time for people.

Interest came along swiftly and within a short time we reached my initial 10 car limit, then I decided to let it reach 12 before closing it off, 12 would enable 2 groups of 6 to explore the tracks. 1 member withdrew a few days before with sick children freeing up a space for any reserves, but we didn't have reserves, so we went with 11 vehicles and 15 people.

Jenny and I went down to Bushy's the Friday before for a quick one hour look around and tour of the tracks so I had an idea on what we will need and how we could run the weekend.



*Above - The campsite silly signage.*





*Above - The campsite.*

3 vehicles went early on Friday morning 4<sup>th</sup> November and another 4 of us met at Nairne Rest Stop at 2pm Friday for a convoy to Bushy's and a few more arrived under their own steam, with 10 vehicles there for Friday night drink and social get together sitting around in shorts and t shirts. A good social night was had with the last to bed about midnight. Some rain occurred over night and into the morning with it gone by about 9.30 am when we were out on the tracks. Dave (nicknamed Scrubber as Bushy was his dad) spent the weekend out there with us in a shed nearby, Dave spent all Saturday showing us around the property doing the tracks in a meaningful loop to get the most out of our day. The campsite has water, grass for swags, plenty of shady trees to get our campers under and large shelter area with solar powered lights, 44-gallon fire pit, numerous BBQ, 2 long drop toilets and galvanised fence to protect us from the cold southerly winds we had occasionally, so a very welcoming campsite for our group.

Dave had said beforehand they had a track up a dune no one could get up or maybe one vehicle had, to me this sounded like a MLR Challenge, so decided to offer a bottle of shiraz to the vehicle on the weekend that could crest it or climb the furtherest, this was planned for Saturday afternoon.

Saturday morning was spent at the "Girlie Tracks" about 10 short sand hill tracks that get you started trying different things, gears, momentum, air pressures etc. After a play there we moved off to the east to do a 5km loop he has built then down to the south eastern corner for a challenging hill track, I got to do it first, it was a soft sand with some turns a hard right hander and more climbing after the turn, it started easier then as the big tyres dug some holes it got harder.



Above – the group ready to tackle a hill






Then it was off to Challenge Hill, which is within the Motorcycle Track Area, it's a monster dune with a track up the face, which was very steep, the track was higher than the scrub around it making it easy to slide off the track when reversing down it. Out of 10 cars attending only 3 were willing to take the risk. Con took it on first with the Jeep and made very good fist of it and nearly reached the junction up high. Then Paul Mildrum in the Y62 gave it a crack and got up a bit further, then it was Trevor Light's try in the Y61 Patrol and he got higher. Paul aired down a bit further and gave it a few more goes and got up to around where Trevor had, so it was decided to award a tie and give 2 bottles of wine at the meeting. It had got very hot at Challenge Hill and Con dished out a box of ice creams which was very much appreciated by all.





*Above – challenge hill*



*Above – challenge hill*

Back to camp for some lunch and sit in the shade for a bit. Then after lunch Dave took us over behind the camp site to the north to tackle about another 3 challenging tracks that tested us as they were soft, windy and after a short time had some big holes, this occupied a few hours and back to camp we went around 4pm.

Saturday afternoon at 4pm we had arranged a shared platter happy hour in the camp shelter, we all brought some nibbles to share and a drink or two to enjoy, we had a good spread and variety of hors d'oeuvre. At this time Martin and Samuel Ebourne arrived to set up camp and join in. About 6pm James McGregor went home early as his swag was a bit wet from the rain and he had to work on Sunday. After happy hour and our tea, it was back to the comfort fire for more socialising.

Sunday morning half the group took Martin and Samuel out for a play in the sand, while others went off home early, we visited some of the better tracks we had found on Saturday. We reached the last track over in the south eastern corner and did a few attempts at this, then Trevor had found a rarely used track and gave it a go, he found it had a large drop down onto the main track and warned us accordingly. Paul Mildrum decided to give it a crack in the Patrol but instead of his lots of right foot he took it gentler with the drop off, with the low tyre pressures around 9 psi his tyre slid down the bank sideways onto the lower track and broke the bead. Help was called and we all drove to the top of the dune to assist in the jacking the car up on the sand and fitting the spare, teamwork and comradery at its best. It was now around lunch time, so we pulled the pin back to camp to pack up and our drive for home.



*Above – Paul Mildrum changing the tyre with help*

A fantastic weekend was had by all, and I would like to thank you all for making the effort to partake in the driving and social events. We had a mixture of newer and long-term members and I felt it was imperative we get everyone away from the caravans / tents and up to mix with all, which we all did, this made it a weekend to remember for all I am sure with lots of friendships made.

Cheers Paul and Jenny McGregor



# March Long weekend @ Wirreanda Farm

When: 12 – 14 Mar 22

Where: Wirreanda Farm <https://www.wirreandafarm.com/>

80 Gordon Rd, MT Crawford

Located between Williamstown and Mt Pleasant in next to the Warren Reservoir and Mt Crawford Forest.

Facilities:

There are limited basic toilet facilities. The shearing shed is ideal for sheltering from extreme weather. Space for campers, caravans and tents.



# March Long weekend @ Wirreanda Farm

Registration: via tripsheet

Activities:

- General Socialising
- Kayak or canoe on the reservoir
- Walk in the Forest, visit the Barossa wine region

Cost:

- \$20 / car / day (*fee for property owners*) (TBC)
- Payment on arrival to trip leader

Queries to Gary Light – [president@mountloftyrangers.com.au](mailto:president@mountloftyrangers.com.au)



Blessed with stunning scenery and year-round warm weather, Australia really lends itself to the outdoor lifestyle. With the vast country spanning over 7 million square kilometers, there's plenty of space to enjoy it too. While staying in caravan parks is a great option for comfort, if you want to wake up with the sound of the waves lapping the shore and watch the sun set in the remote outback, free camping is one of the best options.

## What is Free Camping?

As the name may suggest, free camping is all about being free (both in a monetary and physical sense). The ultimate bush experience, free camping means being one with nature, setting up camp away from the amenities and facilities of a caravan park and enjoying some of Australia's most beautiful natural wonders.

Although you'll generally have no access to power or other amenities (other than a toilet in some cases), free camping offers a way to stay on Australia's beautiful beaches, under the outback stars, by trickling streams and among all the other natural environments around the country.

While staying at a caravan park allows you to be close to sites and attractions, free camping immerses you in the experience meaning you don't have to wander too far to enjoy the area. You can simply while the days away outside your caravan and exploring the world around you.

## Are Free Camps Actually Free?

In terms of costs, as the name suggests, free camping is generally free! That said, there are some places, namely National Parks which do have a fee attached. Although they aren't 'free camps' in the traditional sense of the word, they can be discussed here as the same rules apply.

- **QLD** – \$6.65 per person per night, or \$26.60 per family per night ([see more](#))
- **NSW** – Site fees are set on four levels depending on location and facilities, from \$0 – \$16 per person, per night ([see more](#))
- **VIC** – varies per location, from \$5- \$29.90 per person, per night ([see more](#))
- **SA** – from \$12.50-\$21.50 per couple, per night ([see more](#))
- **WA** – \$8 (no facilities), \$11 (basic facilities), \$15 (additional facilities), per person, per night. Sites in Windjana Gorge National Park, Purnululu National Park or King Leopold Ranges Conservation Park are \$13, \$17 and \$20 ([see more](#))
- **NT** – \$3.30 (basic facilities) and \$6.60 (moderate facilities) per person, per night ([see more](#))
- **TAS** – varies per location, many parks are free ([see more](#))

It's important to note that you can't just pull up and camp anywhere you want. You can only stay in 'legal' free camps. And since there are thousands of dedicated free camping spots around Australia, there's really no need to camp somewhere you're not supposed to!



# **What Kinds Of Places Will I Find Free Camps?**

## **Beaches**

When you think about free camping, or if you've ever searched Instagram for Big Lap inspo, you've undoubtedly got an image in your mind of waking up with the sand and sea at your doorstep.

Australia's beaches are the setting for some of Australia's most incredible free camps, allowing you to embrace that coastal breeze and unobstructed sea views. Many beach camps are National Park or council-run so make sure you check the rules before pulling up for the night.

## **National Parks**

National Parks free camps come in all shapes and sizes. From the middle of the outback to beachfront on Fraser Island, the number of National Park free camps in Australia is vast, and if you're looking for a good 'bush camping' experience, heading to a National Park is a great idea.

Most National Parks will require that you book a pass, even if there's no charge to stay. The facilities at each one also vary. Some have no facilities, some have toilets and showers. Some allocate spots, some allow you to park where you please.

## **Rest Areas**

Australia was made with travellers in mind. Along every long highway, there are rest areas for weary travellers to rest their heads. Whilst these rest areas are usually nothing flash, and not worth travelling to or for, they do provide a free place to park up for the night.

Each state and territory manages these roadside rest areas and the conditions to stay and availability vary. Many service stations have parking facilities which are usually popular with truck drivers who need somewhere to stay overnight, but they're free for anyone to make use of. That said, there are specific truck-only rest areas so make sure you don't park in one of these unless you want a rude awakening by a tired truckie!

Most rest areas have toilets but some, especially the ones in the car parks of service stations, have showers too. BBQ facilities, picnic benches and firepits can be found at some.

Don't get too comfy here, most rest stops have limits of 1-2 nights.

## **Showgrounds**

Showgrounds are a hidden gem in terms of free camps. Most of the smaller towns have them and many of them provide a free or cheap place to stay during your Big Lap.

## **Bushland**

Under the gumtrees, alongside a river, in a clearing. Australia's bushland provides the setting for some of the most amazing free camps. Many bushland free camps are National Parks but there are plenty of council-run, private-owned and random spots that you'll discover. Keep your eyes open as you won't find every awesome spot online or even on WikiCamps. Sometimes, the best free camps are places you come across on a whim.



## What To Expect From Free Camps

It may come as no surprise to you that your camping experience at one of Australia's many free camps won't be the same as staying at a caravan park. But what you lose in facilities, you make up for in other incredible ways.

Here's what you can expect from free camps in Australia.

### No Power

Generally, free camps do not have powered sites (or access to power at all). So, being self-sufficient when you stay at free camps is quite important. Many free campers have solar panels or battery systems to help them free camp for longer.

### Limited Amenities

Free camps vary in terms of the facilities they offer. The very basic free camps have no facilities, meaning you have your own toilet OR commit to bush-toileting. It should be noted though, that not all free camps allow you to just do your business wherever you please: some require you to have your own toilet.

Some free camps have toilets (somes drop toilets, sometimes flushing toilets) and few have showers. It may come as no surprise that there are usually no more advanced facilities than that! No pool, no laundry, no handy kiosk. But hey, it's free, right!?

### Beautiful Scenery

If there is one thing that is almost guaranteed at a free camp, it's that you'll be surrounded by some amazing scenery. Some spots are obviously more spectacular than others, but even if you're not waking up beachside or going to bed overlooking Uluru, you're sure to be treated by some amazing scenery.

You can find some great cheap campsites as per this example, but, prices may cost more in high season.

How great is this place!  
Cinema on the beach last night along with  
live music, yummy food from the Coro  
Foodtruck, awesome wave sailing by the  
local windsurfing and kiting clubs 😊 All  
for \$10 per night 🙌



The camping area to the left is  
Coronation Beach.

Located approx. 29 kilometres  
North of Geraldton along the  
North West Coastal Highway  
in Western Australia.

Posted by one of my Facebook  
Friends travelling in W.A.

## Tips For Free Camping Like A Pro

Free camping is an incredible experience but there are certain things that you can do to make sure you get the most from your trip. Follow these free camping tips and you'll be well on your way to free camping like a vanlife pro.

### Before You Go

Ever heard the saying, 'if you fail to prepare, you prepare to fail'? Well, that sentiment certainly rings true when it comes to free camping. Making sure you're prepared before you go can make the difference between enjoying your free camping experience or not.

Here are some things you need to consider before you go.

- **Drinking-Water:** Make sure your water tanks are full.
- **Toilet Paper:** You never know when if the toilets where you're going will have toilet roll (or if there will be a toilet at all!)
- **Fill Up Gas:** You don't want to run out of your cooking fuel!
- **Mozzie Coils:** Don't let pesky bugs cut your fun short.
- **Lighting:** Make sure you have torches (with charged batteries!) and ample lighting so you can find your way around free camps with no facilities.
- **Shopping:** Shop smart before you go. Ensure you have enough non-perishables to last as long as you need them to!
- **Empty Your Toilet:** There may not be a dump point where you are so, if you have a toilet, make sure it's empty before you go.

Note:

Whatever source you utilize to look for "free camps" there are some that strictly stipulate you must be "totally self sufficient" to stay there. (e.g. you must take your grey water waste and black waste with you.

Some may only allow you to stay 24 hours only.

## When You Arrive

- **Find Flat Ground:** there's nothing worse than setting up only to get into an uneven bed at the end of the day. Since most free camps don't have specific spots, they are generally not level, so it's up to you to find somewhere that it... or have some way to make it level yourself.
- **Don't Camp Under Trees:** gumtrees and palm trees are two iconic Australian trees, but unfortunately, they've got a nasty habit. Both of these tree types like to drop branches, even in non-inclement weather. So, make sure you don't park your caravan or set up your tent under trees if you can help it.
- **Find Somewhere Safe:** While most free camps are safe, if you don't feel safe in an area, trust your gut and move on.

## During Your Trip

During your free camping experience, you'll soon come to learn that you need to be conservative with your resources. While you'll come up with your own hacks and tips, here are some things that you'll want to consider.

### Power

Power is one of your biggest limitations to the longevity of your free camp stay. Most campers, when they run out of power, will need to head back to civilisation to charge up again. So, you'll end up doing everything you can to preserve power and make sure you don't run out for the duration of your free camping adventure.

- **Turn It Off:** if you're not using it, turn it off. This goes for lights, chargers and anything in between!
- **12v Cooling:** In the heat, you won't be able to run your caravan's airconditioning, but you may be able to use a 12v fan or cooling system of some sort. This will, obviously, mean you run out of power quicker.
- **Solar:** If you want peace of mind that you will never run out of power while free camping, investing in solar is a good option.
- **Generator & fuel:** Generators are another option when it comes to power but they're not the most popular option, partly due to the fact that they're usually bulky and they're not permitted in National Parks due to the noise. Even in camps where generators are permitted, your neighbours might not be too happy about listening to your generator all night long!

### Water

Water is also a resource you'll constantly trying to conserve. Depending on how long you take in the shower and how many times a day you wash your dishes etc, you'll begin to understand how long your water tanks will last. And empowered with that information, you'll be able to make informed choices about your water usage.

While this doesn't mean you'll have to embrace the dirt (although there's nothing wrong with that!), it does mean you will need to be more conscious about how much water you're wasting and how much you actually need!

## **Cooking & Food**

As with everything at free camps, it's important to not assume when it comes to free camp cooking. While you may want to cook on an open fire, for example, campfires are not permitted everywhere. So, make sure you are set up to cook using your own equipment and that you have everything you need.

## **Free Camping Etiquette**

Since there is generally no on-site park manager to keep travellers in line and make sure people are following the rules, it is down to the travellers themselves to ensure they're doing the right thing.

### **Leave No Trace**

Perhaps the most important rule of free camping is 'leave no trace'. It is a privilege to be able to travel the country and experience the pristine outdoors as nature intended them to be, so it is your duty as a traveller to ensure it stays that way.

So, if you're going to stay in free camps, you need to adopt the 'leave no trace' mindset. Take all your rubbish with you, don't feed the wildlife, don't empty grey water (or god forbid, black water) into waterways.

The goal is to leave the spot as if you were never there, both so the natural eco-system continues functioning as normal, and so the next set of travellers can enjoy it in its pristine beauty too.

### **Camp In Legal Spots**

As mentioned, you can't camp wherever you want. You must camp in a designated free camp or area, rather than pulling off to the side to the road or just staying in a car park. You can receive fines for staying in areas that you are not supposed to!

### **Be Neighbourly**

With no park management keeping travellers in order, it's down to each camper to ensure they're being neighbourly with one another. That means, no late-night blaring music (unless all the neighbours are invited!) and being considerate about the space you're taking up!

### **Only Light Fires In Designated Areas/If Allowed**

As you know, bushfires in Australia are serious business, so it is absolutely vital that you don't light fires in areas where they are not permitted. Some free camps have designated fire pits, so make use of them where you can.



# Look sharp in our new range of Club Merchandise

Order your new club merchandise at:

[merchandise@mountloftyrangers.com.au](mailto:merchandise@mountloftyrangers.com.au)

Should you have any questions, please contact Tom Doody



MOUNT LOFTY  
RANGERS 4WD  
CLUB SUB POLO

\$60.00



MOUNT LOFTY  
RANGERS 4WD  
CLUB WOMENS SUB  
POLO

\$60.00



MOUNT LOFTY  
RANGERS 4WD  
CLUB LONG SLEEVE  
SUB POLO

\$70.00



MOUNT LOFTY  
RANGERS 4WD  
CLUB WOMENS  
LONG SLEEVE SUB  
POLO

\$70.00



MOUNT LOFTY  
RANGERS 4WD  
CLUB POLO

\$35.00



MOUNT LOFTY  
RANGERS 4WD  
CLUB SOFTSHELL  
JACKET

\$60.00



MOUNT LOFTY  
RANGERS 4WD  
CLUB VEST

\$55.00



MOUNT LOFTY  
RANGERS 4WD  
CLUB HOODED  
JACKET

\$50.00



MOUNT LOFTY  
RANGERS 4WD  
CLUB RUGBY TOP 1

\$50.00



MOUNT LOFTY  
RANGERS 4WD  
CLUB RUGBY TOP 2

\$50.00



MOUNT LOFTY  
RANGERS 4WD  
CLUB BEANIE

\$20.00



MOUNT LOFTY  
RANGERS 4WD  
CLUB BUCKET HAT

\$20.00



MOUNT LOFTY  
RANGERS 4WD  
CLUB CAP

\$20.00



# Take charge with REDARC

REDARC's range of products ensures that you'll always be ready to go... wherever you are!



**The Smart Start SBI ensures you'll never have a flat battery**

The REDARC Smart Start® SBI is a microprocessor-controlled battery isolator designed for use as a solenoid priority system in multi-battery applications. It protects the start battery from excessive discharge, whilst allowing the auxiliary battery to supply non-essential loads. It's Australia's most trusted dual battery isolator, used by 4WD clubs throughout Australia.



**Dual battery chargers made especially for Australia**

REDARC's BCDC In-vehicle Battery Chargers feature technology designed to charge batteries to 100%, regardless of their type or size. By providing a unique charging profile to each specific battery type, the BCDC is able to achieve and maintain an optimal charge in auxiliary batteries... at all times.



**Battery Management Systems for a complete solution**

REDARC's Battery Management Systems, featuring the new Manager30, are state-of-the-art systems designed to charge and maintain auxiliary batteries used in recreational automotive and marine applications. They incorporate AC, DC and solar inputs to achieve the best possible charge.

For a complete list of products and technical information call 08 8322 4848 or visit [redarc.com.au](http://redarc.com.au)



## Redarc Electronics

Australian Electronics Manufacturer

REDARC Electronics is an Australian electronics manufacturer established in 1979. It is located in Lonsdale, South Australia, an industrial suburb south of Adelaide. REDARC products can be used in vehicles that use battery power – for example, cars, boats, rail, trucks, mining equipment and buses. Their range of products include voltage converters, inverters, power supplies, battery chargers and trailer braking solutions for industries such as automotive and trucking, agricultural, medical and defence. It holds the patents for the technologies on which these products are developed.

<https://www.facebook.com/RedarcElectronics/>



# HISTORIC CAR REGISTRY

## **A 90 day conditional registration scheme For Historic, Left Hand Drive and Street Rod vehicles.**

Members of Mount Lofty Rangers 4WD Club are eligible for Club Registration of Historic, Left Hand Drive and Street Rod vehicles through the club.

1. Inspect vehicle and make sure it meets the criteria for Club Registration. If previously registered bring current registration information including current permits for modified vehicles.
2. Complete MR334 form and original to owner and copy retained by Mount Lofty Rangers 4WD Club
3. Log book supplied to vehicle owner and explanation of the use.
4. Record and retain a copy of MR334, Certificate of Exemption and Statutory Declaration if needed.
5. Record the Log book Serial Number on the Certificate of Registration along with the date of issue, the Club Stamp and sign the certificate. Retain Copy of Registration papers as proof car was registered at log book issue.



If you require more information or would like to proceed with a Club Registration  
check our Website

<https://mountloftyrangers.com.au/membership/club-registration/>  
or contact **Chris Grear** [secretary@mountloftyrangers.com.au](mailto:secretary@mountloftyrangers.com.au)



## MLR Quiet Achiever Award

The quiet achiever award is given to recognise the dedication and commitment of members who are value add to the Club without fuss or bother. Often these men and women are quiet achievers who might otherwise not be recognised. No one realises the amount and quality of their work until they are acknowledged or they are away.

The Quiet Achievers Award acknowledges just how much they are valued and appreciated and recognises their important, often behind the scenes, contribution to the fabric of the Club. This is an award that is presented to those special people who go out of their way to do things for others, not because they want recognition but because it comes from their heart to give and serve others.

### Eligibility

All financial members of the MLR 4x4 Club as defined by the MLR constitution.

### Nomination Process

- Call for nominations will be made annually. However any member may nominate another member at any time throughout the qualifying period.
- The nomination period (per club person of the year i.e runs Feb to Jan)
- Nominations are made by submitting a nomination form outlining why the member is considered a quiet achiever with any additional achievements as outlined in the nominee criteria, in no more than one A4 page with font size not less than 10 points.
- Nominations close
- The MLR Awards Sub Committee will review the nominations and select the winner for the period.
- The winner will be announced at the annual MLR awards night.

### Nominee Criteria

- Always friendly and supportive consistently helping others
- Continued fundraising efforts
- Volunteer efforts for the betterment of the Club
- Behind the scenes support

*NB – there is no requirement to have lead a trip to be eligible for this award*

### Selection Panel

Nominations are to be forwarded to the MLR Secretary at [secretary@mountloftyrangers.com.au](mailto:secretary@mountloftyrangers.com.au)

The MLR Awards Sub Committee will consist of the 7 MLR Directors.



# NOMINATION FORM

## MLR Quiet Achiever Award

<b>NOMINEE NAME:</b>			
<b>NAME OF NOMINATOR:</b>			
<i>Nominators contact details:</i>			
<b>TELEPHONE :</b>		<b>EMAIL :</b>	
<b>MOBILE :</b>		<b>SIGNATURE :</b>	

**CRITERIA CITATION** *(Attach one additional A4 page with font size not less than 10 points if required)*

--

Review Committee Only	
Date Received	
Review Ranking	



# Loftyfest 22

When: 1 – 3 Oct 22

Where: Argadells <https://www.argadells.com.au/>

Argadells is just 360 kilometres north of Adelaide in the beautiful Flinders Ranges of South Australia. Located on the Ardevale Road, approximately 28 kilometres north of Quorn.

Facilities:

Wints Campground - has flushing toilets and no showers, but showers are available in the caravan park at a cost of \$5 per person. Other amenities are avail info to follow closer to the date.

Registration TBD

Costs:

- Camping - 15/pers / ni TBD
- Tracks - access to four wheel driving tracks is an additional \$50 which covers access for the entire stay

Payment: via **Paypal** or **EFT** (if EFT, caption with your NAME and LOFTYFEST)

to be paid prior to the weekend

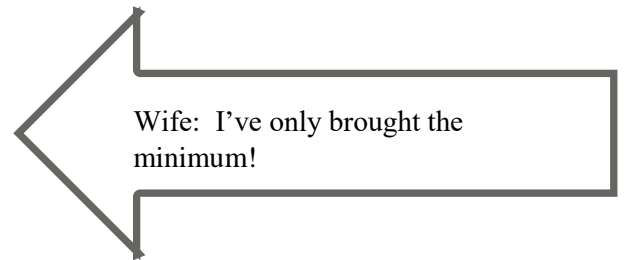
Activities:



Note this in your  
calendar next year!



Just for a laugh .....



Wife: I've only brought the minimum!





*“Yes, I did trade in the reindeer for this 4x4. If I’m going to deliver gifts all over the world, I might as well have fun!”*



Please send your pictures and stories  
to Trish Dagri

E-mail to:

[magazine@mountloftyrangers.com.au](mailto:magazine@mountloftyrangers.com.au)

**Take care everyone – Merry Christmas**