

# Rangers' Review

**Mount Lofty Rangers Inc.**

PO Box 1150, Blackwood SA 5051

[www.mountloftyrangers.com.au](http://www.mountloftyrangers.com.au)

**Volume 16 No.4**

**September 2010**



Water crossing during club training day

## TABLE OF CONTENTS

Editorial .....	3
President's Report .....	4
Social Scene .....	9
4WD Matters .....	14
For Sale.....	16
Trip Report - Robertstown.....	19
Trip Report - Club training.....	23
Upcoming Trips.....	30
Training .....	35
Trip Leaders Checklist .....	45
Club Bylaws.....	47

# **Mount Lofty Rangers Inc.**

## **About Us**

The Club's aim is to enjoy all aspects of owning and using our 4WDs while enjoying the diverse surroundings offered by this great country. We are a club of 4WD enthusiasts who enjoy challenging driving, regular trips, camping, camp cooks and a great social scene on and off track.

## **Membership**

Membership is open to anyone who owns a 4WD regardless of its make or model and has a passion for driving. Mount Lofty Rangers Inc is an affiliated member of the SA Association of 4WD Clubs.

## **Club Outings**

The Mount Lofty Rangers provides regular day, weekend and extended four wheel drive trips, lead by experienced trip leaders. Trips are rated on the level of difficulty and are available to all members and guests.

The club has a dedicated social committee who also organises regular events that complement the club trips.

## **Experience and Training**

Our current members possess a wide range of skills ranging from beginner to advanced. The club has a number of accredited instructors and assessors, and is involved in regular training via the SAAFWDC Driver Training Unit.

## **Meetings**

Club meetings are the second Monday of each month\* and are held at the

**Blackwood Football Club Trevor Terrace Blackwood**

**Time 7:15 pm**

\*Except where this Monday falls on a long weekend then the meeting is held on the 3<sup>rd</sup> Monday of the month

## **Information**

For more information on the Club please check out our website at:

[www.mountloftyrangers.com.au](http://www.mountloftyrangers.com.au)

**MT LOFTY RANGERS UHF CLUB CHANNEL NO 27**

# Editorial

All,


Welcome to the September edition of your club magazine.

With only one more magazine left to prepare before I go on my hols for a month, I would like to remind you that it would be great to have all submissions in early for the October edition. I will be using a cut off date of 5pm Tuesday the 5th October as the latest time to get info to me.

Tom Sag has very kindly volunteered to produce the November issue of the mag, so anything that is to go in that edition will need to be sent to Tom. I will put his email address in the October edition for your info.

Below is a pic taken from the Burke & Wills Bridge (Nappamerrie) East of Innamincka. The Cooper Creek floods are sure bringing the birdlife out !

*Cheers Neil Cook*





## PRESIDENTIAL REPORT SEPTEMBER 2010

Hello Everyone.

First up for this month is my glowing report of the excellent dinner we had at the TAFE training restaurant. The service and the food were excellent and all who attended had an excellent night. It was good to sit and have a chat with friends from the club in a very relaxed atmosphere. Thanks Isobelle.

Secondly here is Graham's September check list as at 9<sup>th</sup> of the month of September.

Go to the Royal Adelaide Show, Complete.

Plan something for the October long weekend, not yet done.

MLR 4x4 club committee meeting Monday night, Complete.

Cut up the massive gum tree that fell over in the front yard, not yet done.

Get new tyres for the off road trailer, Complete.

Put wheels back on the trailer, not yet done.

LMT meeting Wednesday night, Complete.

Plan MLR 4x4 Club Meeting, half done.

Wash camp ovens from the last time I used them, not yet done.

Go to Camp Cook Weekend, not yet done.

And that is all by the end of this weekend.


By the time you read this (that is if you do read it) the camp cook will have come and gone. I am sure that the reports at the club meeting will be of an excellent weekend of good food and fun as they always are.

At the committee meeting it was discussed about the success of the training weekend held recently. If you are keen to learn how to drive your 4x4 under the instruction of our very capable trainers and have completed your basic theory training keep an eye on the trips board or chat to Shorty to find out when the next training day will be held.

The October long weekend as mentioned in my list is not yet planned, I suppose I had better be quick and get on to it but remember there are trips arranged to go to the **"Weekend in Whyalla"** & to **"Loveday 4x4 Adventure Park"** so get your names down for either one at the meeting.

Cheers, Graham.





## 4X4 ACCESSORIES




### ACCESSORIES SALES AND FITTING SERVICE

- |                         |                          |                   |
|-------------------------|--------------------------|-------------------|
| 1 Dual Batteries        | 1 Air Compressors        | 1 Fridges         |
| 1 Side Steps            | 1 Driving Lights         | 1 Snorkels        |
| 1 Roof Racks            | 1 Storage Systems        | 1 Cargo Barriers  |
| 1 Bullbars,             | 1 Staun                  | 1 Polyair Springs |
| 1 Warn Winches          | 1 Wheel Carriers         | 1 Fuel Tanks      |
| 1 Canopies              | 1 Recovery Equipment     |                   |
| 1 Air Locking Diff's    | 1 Old Man Emu Suspension |                   |
| 1 UHF Radios & Antennas |                          |                   |

\*\*\*CLUB DISCOUNTS AVAILABLE TO ALL MEMBERS\*\*\*


\*\*\*CONTACT GLENN BULL FOR FULL DETAILS\*\*\*



## Mount Barker 4x4 Centre

PH (08) 8391 4391

Shop 10/4 Dutton Road  
Mount Barker SA 5251



# NEED & NEED

CHARTERED ACCOUNTANTS

## Our Services Include:

Accounting & Taxation, GST,  
Business Advisory & Management Consulting,  
Audit, Business & Estate Planning,  
Statutory Record Keeping,  
Investment/Retirement/Superannuation,  
Computer Advisory & Processing  
See Craig Need Ph. **0438-297-447**

9a Anzac Highway, Keswick, South Australia, 5035  
Phone: (08) 8297-4477 Fax: (08) 8297-9989 email: [craig@need.com.au](mailto:craig@need.com.au)

*Proud sponsor of the Mount Lofty Rangers Magazine*



**I GOT WIRED**  
@  
**Belair Road Auto Electrical**  
59 Belair Road  
Kingswood SA 5062  
**Phone: 08 8271 7617**

## Prop: Tim Byrne

**Repairs To:** Motor Vehicle Electrical and Electronic Fuel Injection Systems  
Air-conditioning Servicing  
Bosch Electronic Tuning  
RAA/Bosch Battery Sales  
4x4 Accessories –sales and fitting

59 Belair Road, Kingswood 5062  
**Phone 8271 7617 Fax 8272 8510**

E-mail: [brae59@internode.on.net](mailto:brae59@internode.on.net)

*Proud sponsor of the Mount Lofty Rangers Magazine*





Official Information Release from Four Wheel Drive SA

## 4WD Matters *Info Brief*

June 2010  
- 05/06/2010


South Australian Association of Four Wheel Drive Clubs Incorporated ABN 24 036 898 953 - [www.saafrwdc.asn.au](http://www.saafrwdc.asn.au)

# 2010 4WD WEEKEND in WHYALLA (WW6)

## Reminder



### 2nd, 3rd & 4th of October 2010



### Register Now!! Order the Shirt!!

#### Activities include:

- Camp-oven Cooking Competition • Mt. Laura Circuit
- Get to know your GPS Session • Night Navigation Challenge
- Tagalong Tours • Beach Fishing • Andrew's Canyon
- Camping with all facilities at Whyalla Showgrounds

Visit **[www.whyalla4wd.org.au](http://www.whyalla4wd.org.au)** for more details.

This event is open to all financial members of the South Australian 4WD Association. For insurance purposes all weekend participants must be financial members of a SAAFWDC Club, and register this event with your Club as a Club Trip.

Detail: Whyalla & Districts 4WD Club

Edited: by 4WD Adventurers Club of SA Inc - Direct all correspondence to Editor FWDSA email - [saafrwdc@saafrwdc.asn.au](mailto:saafrwdc@saafrwdc.asn.au)


4WD Matters June 2010 - 05/06/2010 Disclaimer: Whilst every endeavour is made to ensure the accuracy of the material in this publication, Four Wheel Drive South Australia shall not be held responsible for any errors, omissions or inaccuracies.





# RAIN & RECYCLE PLUMBING

## Environmentally friendly plumbing solutions.



Rain & Recycle is an innovative new Adelaide plumbing company whose primary focus is to provide eco-smart plumbing solutions and a high level of service for it's customers.

Formed by David Willsmore and Patrick O'Kane, two keen four wheel drivers, who were becoming increasilngly concerned by the effects of the drought that they witnessed on their travels throughout South Australia. Rather than sitting back and watching the devastation they decided to put their forty years experience in the hardware, irrigation and plumbing industry to good use by becoming part of the solution.

Rain and Recycle actively promote the installation of rainwater systems to provide clean fresh water for your home and garden, we can also install and maintain energy efficient gas appliances as well as servicing your other general plumbing needs.

Please contact David 0412411751 or Patrick 0408775969 or email


[service@rainandrecycle.com.au](mailto:service@rainandrecycle.com.au)

# Social Scene

Check out the trips board for the upcoming ten pin bowling night or have a chat with Isobelle Brett.

Below are pics from the club dinner.









## **FOURPLAY 4X4 MALLEE CHALLENGE.**

**GERANIUM, SA**

**13<sup>TH</sup>-14<sup>TH</sup> NOVEMBER 2010**

The FOURPLAY 4X4 Mallee Challenge is an event open to all registered vehicles and will be run in 3 separate classes : Standard, Touring and Challenge .Refer to CCDA rules and regulations for classes.

The event will be run over 2 days from midday Saturday to midday Sunday.

Competitors and spectators are encouraged to stay overnight as the event will be held on private property with camping facilities, IE Toilets and Hot showers .

The event will consist of 3 sections throughout the days plus a special night section so make sure you have some decent lighting.

You will require seat belts, window nets, helmets and vehicles will be required to be registered for 3<sup>rd</sup> party insurance.

Rollbars (cargo barriers etc) are not essential but are advisable .

The terrain will be mainly mallee covered sandhills ( some big) . no mud or rocks but lots of sand !.

There will be sections which we anticipate will not be driven .IE you will require winching or snatching .

The event is **not** designed to be a car breaker, but it will have challenging 4x4 sections and you may scratch your vehicle on mallee scrub. All sections will be pre-driven in a standard 90 model Rangeie,so all Nissans, Toyotas etc should be able to complete easily.

**ENTRIES WILL BE CAPPED AT 30 CARS. SO BE QUICK TO ENTER.**

**COMPETITION VENUE:** TINTINARA GERANIUM RD, APPROX 30 K'S FROM GERANIUM, SA  
**ENTRY FEE:** \$300 PER CAR, INCLUDES ENTRY & CAMPING FEE (driver/nav)  
**SPECTATOR FEE:** \$10 PER PERSON  
**CAMPING FEE:** \$20 PER CAR  
**ENTRIES CLOSE:** OCTOBER 31<sup>ST</sup>, 2010  
Contact Fourplay 4x4 for entry forms.  
8266 4144 email :[fourplay4x4@bigpond.com.au](mailto:fourplay4x4@bigpond.com.au) Tim 0418 811 312

Trophies for 1<sup>st</sup>, 2<sup>nd</sup> and 3<sup>rd</sup> will be awarded in each class. PLUS first place winners will receive free entry to next Mallee Challenge.

Maps , Indemnity forms and further information will be forwarded upon receipt of entry.

FOURPLAY 4X4  
590 NORTH EAST RD  
Holden Hill SA 5088  
PH: 8266 4144  
Email: [fourplay4x4@bigpond.com.au](mailto:fourplay4x4@bigpond.com.au)



See over for details. (Ed)

## **NOTIFICATION OF A NEW 4WD EVENT—PUT IN YOUR CALENDER & GET YOUR ENTRIES IN ! (Ed)**

Hi club-members,

I would like to extend an invitation to you to attend our upcoming 4x4 Event located near Geranium in our State's Mallee country , November 13<sup>th</sup> and 14<sup>th</sup>, 2010.

The terrain is very similar to the 'Border Fence track,' predominately sandy, with some decent sand hills set amongst Mallee scrub. Great for 4x4 driving and camping.

As you would know, South Australia has lacked the type of Four Wheel Drive events which are currently being run on the Eastern States. These events range from Navruns (navigation based competitions) to the extreme winching events such as Outback Challenge, Cliffhanger, Engel Series etc etc.

There are a few of us in South Australia who have been taking part in these events and now we are trying to establish a series here in South Australia.

Initially, our event is intended to establish competitions that will attract a range of vehicles from standard through to extreme. It is hoped that the experience of challenging 4 wheel driving will in itself generate the interest of club members and enthusiasts to build up 'comp trucks' which will provide the base for growth.

I have developed this first event for those of you who enjoy the challenge of pitting your car and your skills against others of the same bent.

We have a class for standard vehicles, and this means 'as they were made' to Touring class, which means suspensions lifts, suspension upgrades, bigger tyres up to 33 inch, etc and full blown 'Challenge Class'. We have based these classes on the Cross Country Drivers Association (CCDA) who have developed them over many years. You can visit their website to check out the classes.

We will have winch sections for those of you who have equipped your car, and for those who haven't, you can elect to be snatched over but this will attract penalty points. All standard vehicles will be snatched or drive around. So all cars are welcome!

Please have a look at the attached document which outlines the event.

Entries will be sent to those who make contact with Fourplay 4x4 at Holden Hill.

I would be more than happy to come and visit your club to discuss the event and answer any questions or take on board any suggestions you have for making this a success for competitors and spectators alike.

Regards

Tim Margitich, CCDA Competitor and Qualified CCDA Event Marshall

Fourplay 4x4,  
590 North East Rd,  
Holden Hill. 5088  
0418 811 312



Tim Margitich  
showing the field  
how it is done, back  
in 2007 at the Nara-  
coorte 4x4 event  
(Ed)






# 4WD Matters Info Brief

South Australian Association of Four Wheel Drive Clubs Incorporated ABN 24 036 898 953 - [www.saaafwdc.asn.au](http://www.saaafwdc.asn.au)

Subaru 4WD Club of South Australia inc



## Family Fun Day

**Where** - Bonython Park (City side)

**Date** - Sunday 17<sup>th</sup> October 2010

**Start** - 10.00am / Finish - 4.00pm

- Raffles - \$2300+ worth of prizes
- Silent Auctions
- Free Wine Vouchers



- Fun & games for you to join in or watch
- Get acquainted with other clubs

shades - sunscreen  
chairs - **BYO** - drinks

**RSVP ASAP** - Please let us know if your club is coming or not and how many will attend (to help with preparations)

Bruce McLean President - [bmclean62@7mail.com](mailto:bmclean62@7mail.com) : 82509240  
Elizabeth Sloper Secretary - [ersloper@bigpond.com](mailto:ersloper@bigpond.com) : 0407723970  
Theresa Shinks - [psh00016@bigpond.net.au](mailto:psh00016@bigpond.net.au) : 82635384

All profits to the Royal Flying Doctor Service



Detail: Subaru 4WD Club of SA Inc.  
Edited: by 4WD Adventurers Club of SA Inc- Direct all correspondence to Editor FWDSA email:- [saaafwdc@saaafwdc.asn.au](mailto:saaafwdc@saaafwdc.asn.au)


4WD Matters August 2010 - 26/08/2010 - Disclaimer: Whilst every endeavour is made to ensure the accuracy of the material in this publication, Four Wheel Drive South Australia shall not be held responsible for any errors, omissions or inaccuracies.



Hosted by the:

Toyota Landcruiser Club of SA Inc

*Four Wheel Drive SA invites you to*



## A Weekend of (Mt.)Pleasantry

Where: Mt Pleasant, Talunga Park  
When: 25th - 27th March 2011



Please join the festivities which will include

Dinner

Entertainment

AGM

Fun Driving Activities

Local Tours

Details & Application Form out Later

Detail: Toyota Landcruiser Club of SA Inc.; Graphics: 4WD Adventurers Club of SA Inc  
Edited: by 4WD Adventurers Club of SA Inc- Direct all correspondence to Editor FWDCA email: [saafwdc@saafwdc.asn.au](mailto:saafwdc@saafwdc.asn.au)

4WD Matters August 2010 - 27/08/2010 - Disclaimer: Whilst every endeavour is made to ensure the accuracy of the material in this publication, Four Wheel Drive South Australia shall not be held responsible for any errors, omissions or inaccuracies.



# FOR SALE

## General

Garmin Quest GPS Navigator

Kit includes Navigator, Map CD, Suction Cup Mount, External Speaker with 12-24V Adaptor, A/C Charger, USB Interface Cable and All Operating Manuals.

Comes with full Australian Street Level Mapping Preloaded  
Country Mapping Downloadable

Automatically creates routes with Turn by Turn Directions

Voice prompts for Navigation Instructions

High Resolution bright colour display

Brand new in box never used.

Full Warranty

\$650

Contact Glenn Bull 0410 648 410

**CGear annexe matting** - special discount offer to all club members.

Small 1.8m x 2.4m - RRP \$109 - Club price \$85.00.

Medium 2.4m x 4.3m - RRP \$208 - Club price \$176

Large 2.4m X 6.0m -RRP \$274 - Club price \$220

Extra Large 3.6m x 4.6m RRP \$307 - Club price \$247

For more info on this product See Paul Tabone or phone him on

Ph 8276 5666



### **The latest edition of Camps Australia 5**

This is a great book for finding camp sites when in new areas.

B4 size spiral bound with camp site pics \$70 RRP normally \$79.95

A4 paper back \$40 RRP normally \$49.95

I have both in stock at the moment.

Cheers

Paul Tabone

### **FOR SALE**

#### **Second Hand Tyres**

BFG AT 265/70R16	30% tread left	\$30
Dunlop Grandtrek 265/70R16	50% tread left	\$50
Uniroyal MT 265/75R16	90% tread left	\$90

Good for spares

Contact Jeff Morgan 0410665019

### **For Sale**

2 off 265x70x16 Bridgestone Dueller A/T, 90% Tread \$100ea

1 off 265x70x16 Bridgestone Dueller A/T, 50% Tread \$50

See Skippy 0418 828 372

**For sale** : set of 4 Suzuki wheels and tyres in reas. cond. \$100.00.  
set of 5 - 6 stud Toyota skinny split rims and tyres in good cond.  
\$150.00.

CONTACT LES TOOMER 0409285232.

GU ARB Winch Comp Front Bar	\$300.00
GU Rear Springs 200kg	\$ 50.00
GU Team Poly Smart Roo Bar	\$100.00
Rino Roof Bars with 150mm Plastic tubes	\$ 40.00
Rear Camper Trailer Canvas Top	\$250.00
Waeco Fridge Freezer CF40L 12v & 240V	\$400.00 only used twice by pensioners!

Contact Peter Reed 0407 711 017

# ***Welcome to a new club sponsor***






## **Redarc Electronics**

Based in Lonsdale, South Australia, Redarc has over 30 years experience in the research, design, development and manufacture of a range of electronic voltage converters and associated products including inverters, power supplies, battery chargers, CANBus modules, turbo timers, glow plug timers, trailer braking products and customised electronic modules.

Essentially, Redarc's products are attached to any moving vehicle that uses battery power including cars, boats, rail, trucks, mining equipment, bus and emergency vehicles.

REDARC's goal is to ensure that the REDARC product and service is the benchmark by which the competition is measured.



23 Brodie Road North

Lonsdale

South Australia 5160

Phone: +61 8 8322 4848

## **Robertstown Area trip 24<sup>th</sup> – 25<sup>th</sup> July 2010**

Trip started with all cars meeting at Caltex Service Station at Bolivar at 8am Saturday, July 24<sup>th</sup>. Total of six cars met. I was the last one there at 10 past eight hence I was the unlucky person to write the trip report. No word of the three or four other cars that were supposed to show up so we headed off. Richard and his two daughters lead the convoy in his white series 4 GU Patrol, followed by Neil and Linda Cook in their gold series 1 GU Patrol, Paul & Jenny McGregor & son James in their Land Cruiser, Jim, Jess & Cory in the GQ Patrol and Jeff, Jodie and 2 daughters in the Paj.

We headed off at a quarter past eight up Port Wakefield road then turned off onto Heaslip road and drove over the new overpass bridges for the new freeway that's taking forever to be built. Our first stop was in Kapunda to top up for fuel along the way. We got to our destination at approximately 10am and were greeted by Mark & Linda Moss and Shorty & Sheralyn, Michael & Isobel, Peter & Jenny Jones and finally Merv and Ann.

Just before venturing off for the day Richard had problems getting his Patrol started, so we gathered around his car and tried to sort the problem out. Shorty worked out what the problem was and got it going, even the Nissan dealers should have some explaining to do!

The problem was the MAF sensor was full of dust and the only way to clean it was to remove and spray Brake fluid cleaner or Metho into it. And guess who carries a can of Brake fluid cleaner in the back of their car? Jim! Many thanks to Shorty and Jim for getting Richards car going.

Mark Moss took us on a guided tour around the area and then stopping for lunch at the end of Schmidt road.

We continued along the top of Tothill ranges past Webb Gap and Niblet Gap then driving through Emu Downs then coming to a short stop at Burra Gorge. Some of the cars had a play at Worlds End where Shorty had a problem climbing one of the tracks and then Merv comes along and does it without any problem and that's not really a real 4 Wheel drive.

We all headed back via Stoneleigh and then Jeff had a few goes at climbing a steep track leading into the property but couldn't do it with his Pajero so he took the Chicken Track instead. I think Shorty made it the first time which was good. Back at the campsite we got the fire going where some used the coals for their camp oven.

After dinner we all celebrated Jenny's birthday and I can tell you there were fireworks happening that night, those who were there will know what I mean. J The next morning we all had a lovely breakfast and drove home.

Thanks to Mark and Linda for showing us some nice green country side and thanks to Richard for leading the trip to the property. **Cheers Skippy**











# 4WD Matters Info Brief *version 2*

South Australian Association of Four Wheel Drive Clubs Incorporated ABN 24 036 898 953 - [www.saaawdc.asn.au](http://www.saaawdc.asn.au)

## Four Wheel Drive Australia - NATIONAL NEWS BRIEF 3<sup>rd</sup> August 2010

**Canning Stock Route:** Central Desert Native Title Services representative Lindsey Langford, has discussed the closure of the Carnarvon Ranges with us. The range is within the Birilburu Native Title area which was granted to the local Martu people in 2008. Langford advises that all travellers between Wiluna and Weeli 15 should stay within the public right of way. This section is not covered by the ANFWDC permit.



Supplementary information in our preamble to the CSR Permit application has been updated and a news item including the document from Langford's organisation has been placed in our New Items column on the website.

Discussions with Peter Johnson of WDLAC regarding an opportunity to participate with a film crew sponsored by Channel 9 Perth and Engel to highlight features and access issues along the length of stock route. The producers of the proposed film Premiere Productions' Mr. Peter Wood, was keen to include the Martu rangers and arrangements between WDLAC & the producer have been established. Mr Johnson was very appreciative of our efforts to make this happen.

**New Business Plan:** The second workshop in Adelaide over 23 – 25 July covered outstanding issues. A draft of the plan will be circulated by our Secretary for finalisation and approval.

**Advertising in 4WD ACTION:** The publisher has been contacted and costs and placement times obtained for a one year run of a full page which will add news items of national importance to our present insurance scheme advert. Member associations may also provide news of major events and state issues which could impinge on drivers from other states and territories.

**Revising of Constitution:** Public Officer George Cottey, is working on a redraft of our requirements to transition President to Chairperson and to make this an appointed position. This has a number of flow on effects regarding voting and the composition of the Management Committee. George will redraft these parts before addressing the new regulations required of association constitutions by the NSW Department of Fair Trading.

**Codes of Conduct:** The codes have been reviewed and rebadged under the FWDA logo. They are available on our website in the dropdown "ABOUT US". Delegates should advise all clubs to use them in their publications to club members without editing. After discussions with Mr. Peter Johnson of WDLAC about serious damage on the CSR by vehicles towing trailers, it may now be necessary to write a new code covering trailer towing. Member input from their training units is invited about this and to help produce a draft.

**National Insurance Scheme Contract:** The contract for signing in September is in the drafting stage with our solicitors and must meet new compliance rules since the previous contract was made.

**Purchase of Domain names:** We have moved to secure the names identified by Peter at our Business Plan Meeting.



**TCIS Insurance Brokers operates a Four Wheel Drive Insurance facility in association with the Australian National Four Wheel Drive Council (ANFWDC).**

The facility offers a complete insurance package for members of affiliated clubs, providing cover for four wheel drives, camper trailers and camping equipment. No other program in the market offers as extensive a cover.

Contact TCIS toll free on 1800 633 745 or visit us on the web [www.tcis.com.au](http://www.tcis.com.au)

Detail: Australian Four Wheel Drive Council

Edited by 4WD Adventurers Club of SA Inc. Direct all correspondence to Editor FWDSA email:- [saaawdc@saaawdc.asn.au](mailto:saaawdc@saaawdc.asn.au)

4WD Matters August 2010 - 08/08/2010 - Disclaimer: Whilst every endeavour is made to ensure the accuracy of the material in this publication, Four Wheel Drive South Australia shall not be held responsible for any errors, omissions or inaccuracies.



## **Trip Report**

### **Club Training Day - Cherry Gardens 28<sup>th</sup> August 2010**

Trainers/Accessors: Mark, Tim and Shorty

Trainees: Tom, Paul, Glenn(o), Jim, Skippy, John, Tony (and Pat)

Don't know about anyone else but I couldn't wait for the weekend to come around having had enough of being in the grip of the last few days of winter. But that was exactly the preparation needed for the club's scheduled Mud and Water Training day at Cherry Gardens and, good old Mother Nature did not shy away with plenty of mud and water on tap for the experienced and the rest of us looking for the know how.

And there were a few lessons for all, starting off the day with a good reason to be there on time in future if you are looking to avoid having to write the trip report! Ah well....

The more important lessons for the day were catered for using a variety of recovery gear and covered the correct procedure for the safe operation of a high lift jack; a couple of lengthy recoveries using a power winch and block set up around a willing tree kitted out with protection (of course) and incorporating the usual suspects to personal safety like snatch straps, and shackles. And then to round off a most enjoyable day and to top it off, there was a pretty decent water crossing to fine tune your skills and, if nothing else made for a very useful car wash.

As you would expect from the title of the training day, it didn't take long for the first opportunity to present itself to recover a vehicle. Jim selflessly offered his car up to the mud gods after attempting to negotiate a slippery step up, on an incline with a certain degree of side slope running across the grain. A perfect illustration of where highway tyres are going to seriously let you down in the slop, but there were more noticeable lessons to follow. With gravity ever patiently waiting, Jim's car took a rest against the side of a tree branch and parked itself off the track to wait out an excellent opportunity for a winch recovery.

At least he had time to scramble into the car and figure out how to retrieve his recovery gear. Due to the back door being nearly up against the rest of the tree this wasn't the usual option, and the effect of gravity on the side slope made it more difficult to make his way to the spot where his gear was neatly strapped in.



Toms car truly stuck

Now where did I PUT THE RECOVERY GEAR



This brought home the need to consider where your gear is located for easy access, as in extreme situations you may not be able to get to it! (I would hate to think how much harder this would have been if Jim had a cargo barrier fitted).

Not having partaken in this sort of thing before, it was great to note every ones experience and different thinking, with the outcome demonstrating a text book recovery that belied the difficulty of the situation. That is to say, Jim's car was removed without a scratch and only a minor scuff to the paintwork and a few photos to show for it. The recovery assessment was spot on and ably assisted. Tom made nice work of a protruding branch with his hand axe, whilst I helped Jim hold it away from the car in damage control mode, putting us in line to be peppered with wood chips coming off in all directions (reckon those country fellas have too much time on their hands to practice their whittlin). Skip came to the rescue (just like the TV series) with his vehicle and winch, Mark assessed and provided coverage for each step as part of training which showed his experience, and everyone else pitched in following directions.

Lunch time was a good opportunity to get to know everyone that little bit more, but the best observation made was Skippy's shovel, seriously looking resplendent along his roof rack *and* being colour coded to his car, no less! Oh, and I have to mention number one son, Pat. Not to miss out on all of the fun with mud, went wandering off to the call of some nearby Kookaburras and slipped when walking and went sunny side up in the mud (must have forgot to engage the hubs) and liberally covered himself, except the arm and hand holding the dig camera (good boy).

Ready for another offering, Tom thoughtfully placed his rig within reach of a useful tree for winching but a long walk for the rest of us through the mud cake, double dipped, Tim Tam of a track to exact a recovery lesson. Mark, Tim and Shorty provided a coordinated training session combining their experiences making for another well executed recovery utilizing a couple of snatch straps joined together (remember how this is done?), and winch cable with a chain arrestor attached.

There was still enough daylight time to travel to the Finnis River to finish the day with some water crossing practice. The mini-congo line of 4 wheel drives moved off with the usual concertina effect at various changes in direction heading for Meadows via Clarendon, however without Jim. Over the radio Jim announced he would be calling it a day as he was having trouble dis-engaging his 4WD.



Onward the congo line stretched out further to our destination being Cole Crossing Road, but not before the radio crackled to life again from Jim. Shorty waited for him to play catch up whilst the rest of the group continued on.


Cole Crossing was flowing nicely with a broad and decent depth of water to confront the vehicles that lined up to make the crossing, each with their name badge hidden behind a do it yourself tarp configuration making do as a water blind. Everyone made it look pretty easy, I say look because I had a case of the Nav-nervs, and piked out. You have to be one with your vehicle, grasshopper, and I wasn't. Of all the excuses I could have come up with...I guess if something was to happen, who would have written the trip report hey? (looks like my first ever water crossing will have to wait for another time I guess).

Exiting with a cleaner convoy we crammed the last of the daylight touring our way back to Meadows avoiding the bitumen as much as possible, and enjoying some beautiful vistas with the sunset as a backdrop, and the last rays lighting features in the landscape.

Thanks to everyone for making it such a memorable day out. Now I can't wait for the next training day at Morgan (?). If you are thinking about attending sometime in the future but maybe put it off for some reason or other, then my advice is to just get out there and enjoy it. Life is really too short for all of the good things, so get on it while you can.


Jim hooking up the winch cable





Recovery lesson covering all the basics

Mark putting some thought into it or thinking about his next holiday





Locking in the hubs for the walk back





Glennos wave  
making his way  
across

Deepest bit



Shorty- no need for a blind  
when your suspension is on  
steroids



## **Advanced Notice / Expression of interest**

### **Googs Track Easter / Anzac Day 2011**

Preliminary Itinerary includes the following;

Friday 22<sup>nd</sup> April to Tuesday 26<sup>th</sup> April 2011

Trip Leader Paul McGregor (Paul Ford?)

Friday 22<sup>nd</sup> April 2011 Day 1 arrive Ceduna 783 kms from Adelaide,

Meet at the Ceduna Caravan Park

Saturday 23<sup>rd</sup> April 2011 Day 2 Googs track camp near Googs Lake

Sunday 24<sup>th</sup> April 2011 Day 3 Googs track camp near Mt Finke

Monday 25<sup>th</sup> April 2011 Day 4 Googs track through to bush pub / caravan park at Kingoonya. First petrol since Ceduna some 510 to 550 kms of sand hill driving.

Tuesday 26<sup>th</sup> April 2011 Day 5 Home via Glendambo and Port Augusta, 640 kms.

Total distance 2,000 km

Trip difficulty moderate to hard depending on weather and track conditions.

Vehicles to be prepared for a remote desert trip with no services available, including sand flags and second spare tyre.

Approximately 300 dunes to be crested.

Optional extension homeward bound via the Gawler Rangers to be considered and discussed over the next few months.

Thanks

Paul McGregor

# Upcoming Trips

## Summary of up coming trips:

When putting your name down for a trip you **MUST include your contact number** If you cannot attend and your name is on the trip sheet you **MUST** contact the trip leader or Trips coordinator.

- ♦ 18-19 September 42 Mile Crossing to Murray Mouth
- ♦ 2-4 October Loveday 4x4 Adventure park
- ♦ 2-4 October Weekend In Whyalla 6
- ♦ 16-17 October Club Training Weekend
- 4-5th December 2010 Xmas Show
- Jan 2011 Beachport-Australia Day
- April 2011 (Easter) Googs Track
- April 2011 (Easter) Mt Cole –Victoria

## Club Trainers

Trainers: Ian Manglesdorf, & Tim Byrne

Assessors: Ken Bradey, Mark Curtis, Jeff Morgan, Ricky Esser, Paul Tabone

Advisors: Brenton Bowley

Unless otherwise specified, ALL MLR trips use UHF channel 27

# Upcoming Trips

Trip	Coorong National Park
Date/s – Duration	18 - 19th September
Trip Leaders	Eric
Convoy limit	TBA
Distance – Kms	600
Departure / meeting point & time	TBA
Difficulty	TBA
General comments	Beach fishing & run up to Murray Mouth and back. Start point 42 Mile Crossing

**Unless otherwise specified, ALL MLR trips use UHF channel 27**

Trip	Loveday 4x4 Adventure Park
Date/s – Duration	2-4 October 2010
Trip Leaders	David Lamb
Convoy limit	TBA
Distance – Kms	1000
Departure / meeting point & time	TBA
Difficulty	TBA
General comments	Private property on the banks of the River Murray in the Riverland.



# Upcoming Trips

Trip	Weekend in Whyalla 6
Date/s – Duration	2-4 October 2010
Trip Leaders	TBA
Convoy limit	Non
Distance – Kms	1000
Departure / meeting point & time	TBA
Difficulty	Various
General comments	October Long Weekend, see flyer in mag

**Unless otherwise specified, ALL MLR trips use UHF channel 27**

Trip	Training Weekend
Date/s – Duration	16-17th October
Trip Leaders	Dave (Shorty) Wilsmore
Convoy limit	TBA
Distance – Kms	TBA
Departure / meeting point & time	TBA
Difficulty	
General comments	Weekend of training at Peake or Morgan, let Dave know your preference.

# Upcoming Trips

<b>Trip</b>	<b>Club Xmas Show</b>
Date/s – Duration	4-5th December 2010
Trip Leaders	
Convoy limit	N/A
Distance – Kms	200
Departure / meeting point & time	Wall Flat
Difficulty	N/A
General comments	Enjoy BBQ, drinks and hopefully live music (c/o our very own president)

**Unless otherwise specified, ALL MLR trips use UHF channel 27**

<b>Trip</b>	<b>Beachport—Australia day</b>
Date/s – Duration	Jan 2011
Trip Leaders	
Convoy limit	
Distance – Kms	
Departure / meeting point & time	
Difficulty	
General comments	

<b>Trip</b>	<b>Googs Track - SA</b>
Date/s – Duration	22 - 26th April 2011 (Easter)
Trip Leaders	Paul McGregor
Convoy limit	TBA
Distance – Kms	2000
Departure / meeting point & time	TBA
Difficulty	moderate to hard depending on weather and track conditions
General comments	See flyer in mag

**Unless otherwise specified, ALL MLR trips use UHF channel 27**

<b>Trip</b>	<b>Mt Cole - Victoria</b>
Date/s – Duration	21-26th April 2011 (Easter)
Trip Leaders	Dave Willsmore
Convoy limit	TBA
Distance – Kms	TBA
Departure / meeting point & time	TBA
Difficulty	moderate to hard depending on weather and track conditions
General comments	Camp at Chinamans camp ground



# TRAINING

Below are some dates for DTU ran training & MLR club only training.

This will be the last of the training offered by the DTU.

I strongly recommend any members wanting to do training get to some of these events.

This is for anyone wanting to start the training you MUST do this first.

This will be the only theory course for 2010.

## WEEKEND IN WHYALLA TRIP LEADER NOTE

- Trip Leader: Jeff Morgan
- Departing: Caltex Cavan 10:00am Friday 1 October

All participant need to ensure all money & registration forms are sent direct to Whyalla 4WD Club refer attached site [http://](http://www.whyalla4wd.org.au/)

[www.whyalla4wd.org.au/](http://www.whyalla4wd.org.au/) for the following:

- Registration Form
- Activity details for the weekend
- Site Map

All persons intending to go on the trip must ring or email me by the latest Wednesday evening 29 September

Participants should bring:

- Recovery Gear
- Long handle shovel
- Sand flags

Camping at the show grounds cater for all types of camping, campers and vans.

Regards

Jeff Morgan

**JUNE****2010 DTU Calendar**

5 <sup>th</sup> – 6 <sup>th</sup>	Assessor Course (week 2)	Cavan	9:00am
8 <sup>th</sup>	Training Committee Meeting	Cavan	7.30pm
10 <sup>th</sup>	DTU general meeting	Cavan	7.30pm
12 <sup>th</sup> – 14 <sup>th</sup>	Queen's Birthday weekend		
17 <sup>th</sup>	Association general meeting	Cavan	7.30pm
19 <sup>th</sup> – 20 <sup>th</sup>	Assessor Course (week 3)	Cavan	9:00am
20 <sup>th</sup>	SRXRIK, SRXOHS & SRXEMR Courses	Cavan	9.00am
26 <sup>th</sup> – 27 <sup>th</sup>			

**JULY**

3 <sup>rd</sup> ➤	School holidays start		
3 <sup>rd</sup> – 4 <sup>th</sup>			
6 <sup>th</sup>	Training Committee Meeting	Cavan	7.30pm
8 <sup>th</sup>	DTU general meeting	Cavan	7.30pm
10 <sup>th</sup> – 11 <sup>th</sup>			
15 <sup>th</sup>	Association general meeting	Cavan	7.30pm
17 <sup>th</sup> – 18 <sup>th</sup>			
➤ 18 <sup>th</sup>	School Holidays end		
24 <sup>th</sup> – 25 <sup>th</sup>			
31 <sup>st</sup> – 1 <sup>st</sup> Aug			

**AUGUST**

31 <sup>st</sup> July – 1 <sup>st</sup>			
7 <sup>th</sup> – 8 <sup>th</sup>	Professional Development 002 / 003 for DTU Members	Kuipto	9.00am
10 <sup>th</sup>	Training Committee Meeting	Cavan	7.30pm
12 <sup>th</sup>	DTU general meeting	Cavan	7.30pm
14 <sup>th</sup> – 15 <sup>th</sup>			
15 <sup>th</sup>	Assessor Update Course (Sunday)	Cavan	9:00am
19 <sup>th</sup>	Association general meeting	Cavan	7.30pm
21 <sup>st</sup> – 22 <sup>nd</sup>			
28 <sup>th</sup> – 29 <sup>th</sup>			
29 <sup>th</sup>			

**SEPTEMBER**

4 <sup>th</sup> – 5 <sup>th</sup>			
7 <sup>th</sup>	Training Committee Meeting	Cavan	7.30pm
9 <sup>th</sup>	DTU general meeting	Cavan	7.30pm
11 <sup>th</sup> – 12 <sup>th</sup>	Professional Development 002 / 003 for DTU members	Morgan	9.00am
16 <sup>th</sup>	Association general meeting	Cavan	7.30pm
18 <sup>th</sup> – 19 <sup>th</sup>			
25 <sup>th</sup> – 26 <sup>th</sup>			
25 <sup>th</sup> ➤	School holidays start		

## OCTOBER

2 <sup>nd</sup> – 4 <sup>th</sup>	Labour Day Weekend		
9 <sup>th</sup> – 10 <sup>th</sup>			
10 <sup>th</sup>	School holidays end		
12 <sup>th</sup>	Assessor Update Course (Sunday)	Cavan	9:00am
14 <sup>th</sup>	Training Committee Meeting	Cavan	7.30pm
16 <sup>th</sup> – 17 <sup>th</sup>	DTU general meeting	Cavan	7.30pm
21 <sup>st</sup>	Association general meeting	Cavan	7.30pm
23 <sup>rd</sup> – 24 <sup>th</sup>	Trainer Course (week 1)	Cavan	9.00am
30 <sup>th</sup> – 31 <sup>st</sup>			

## NOVEMBER

6 <sup>th</sup> – 7 <sup>th</sup>	Professional Development		
	002 / 003 for DTU Members	Peake	9.00am
9 <sup>th</sup>	Training Committee Meeting	Cavan	7.30pm
11 <sup>th</sup>	DTU general meeting	Cavan	7.30pm
13 <sup>th</sup> – 14 <sup>th</sup>	Trainer Course (week 2)	Morgan	9.00am
18 <sup>th</sup>	Association general meeting	Cavan	7.30pm
20 <sup>th</sup> – 21 <sup>st</sup>			
27 <sup>th</sup> – 28 <sup>th</sup>			

## DECEMBER

4 <sup>th</sup> – 5 <sup>th</sup>			
7 <sup>th</sup>	Training Committee Meeting	Cavan	7.30pm
9 <sup>th</sup>	DTU general meeting & break up	Cavan	7.30pm
11 <sup>th</sup> ➤	School holidays start		
11 <sup>th</sup> – 12 <sup>th</sup>			
16 <sup>th</sup>	No Association general meeting		
18 <sup>th</sup> – 19 <sup>th</sup>			
25 <sup>th</sup> – 26 <sup>th</sup>			





## FOUR WHEEL DRIVE SOUTH AUSTRALIA

<http://www.saa4wdc.asn.au/>  
Driver Training Unit, P.O. Box 725 SALISBURY SA 5108



11 February 2010

### Revised Assessment Criteria for Driver Training Effective February 2010

The number of training / Assessments required for each competency will be as follows:

Competency	Training	001 Assessment	002/003 Assessment
1.1. Vehicle Inspection	1	1	n/a
1.2. Forward stall start	1	2	n/a
1.3. Reverse stall start	1	3	2
1.4. Drive up an incline	1	2	2
1.5. Drive down an incline	1	2	2
1.6. Drive in mud	1	2	2
1.7. Drive in sand	1	2	2
1.8. Drive in water	1	2	2
1.9. Drive in rocks	1	2	2
1.10. Drive in sloping terrain	1	2	2
1.11. Drive a winding bush track	1	n/a	See note (a) 2
1.12. Change a wheel	1	1	See note (b) n/a
1.13. Snatch strap recovery	1	3	2
1.14. Tyre repairs	1	n/a	1
1.15. Winch recovery	1	n/a	3
1.16. Lift recovery (High lift jack)	1	n/a	See Note (c)
1.17. Lift recovery (Exhaust jack)	1	n/a	See Note (c)

#### Note:

- The winding bush track is an advanced competency therefore must contain advanced features.
- Must be trained / assessed in either sand or irregular terrain
- Lift recovery will consist of one training session on both high lift jack and exhaust jack but the assessment will be nominated by the trainee from one of the following choices:
  - Two high lift jack assessments (sand & mud terrain)
  - Two exhaust jack assessments (sand & irregular terrain)
  - One assessment of each type of jack (either of the appropriate terrains)
- Where there are 2 or 3 assessments required for a competency the assessment must be done by two different assessors.
- The changes to the training /assessment criteria will be effective from February 2010



**FOR ALL YOUR INSURANCE NEEDS**

**CALL  
KAI HEINSEN**

Tel: 8278 7000

[kai@tcis.com.au](mailto:kai@tcis.com.au)

**SPECIALIST 4WD CONTRACTS**

***Proud sponsor of the Mount Lofty Rangers Magazine***

### **A NOTE FROM THE VICE PRESIDENT**

Guest Speakers confirmed for the next three months are:-

September	KESAB
October	St John's
November	Sea Rescue

Thanks  
Mark Moss

# TOTAL TRACTION TYRES

**DARREN CALLARY**


**Ph - 8186 1011**

**80A O'SULLIVAN BEACH  
RD. LONSDALE SA 5160**


**sales@totaltractiontyres.com**

**Check out our web site - WWW.TOTALTRACTIONTYRES.COM.AU**

**Specialising in 4x4 & Car - Tyres, Wheels and Suspension**



**LEGENDARY OFF ROAD TYRES**






**80/20%**

**70/30%**

**60/40%**

**40/60%**

**20/80%**



**PRE-TRIP SERVICING,  
INSPECTIONS & ADVICE**


**QUALITY NEW & USED TYRES & MAGS—ALL BRANDS—ALL SIZES  
REPAIRS—BALANCING—WHEEL ALIGNMENT—ACCESSORIES—BATTERIES  
EXPERT ADVICE—QUALITY, RELIABLE SERVICE**

**RIGID INDUSTRIES LED LIGHTING,  
RIDEPRO, BILSTEIN & ARB SPECIALIST**

**ABN 74 280 871 853**



# MOUNT LOFTY RANGERS 4WD CLUB



## GENERAL MERCHANDISE RANGE

Cloth Badges	\$7.00
Car Stickers	\$2.50
Name Badges	
Initial 2 on joining	FREE
Additional	\$6.00
Replacement	\$6.00
Sand Flags	\$2.50
Tyre Plugs	\$7.50

Please see Les Toomer (0409 285 232) for clothing or other purchases

## ITEMS FOR LOAN

Crate Mate Recovery Tracks	Recovery Kit
Club Banner	Tirfor Winch
Club Flag	Puncture Repair Kit *
Exhaust Jack	First Aid Kit *
Maps	4 x Lightweight Shelters with sides.

\* *Please replace used items*

Please see Mark Curtis for any items you wish to borrow Ph 8358 4776

# MOUNT LOFTY RANGERS 4WD CLUB



## MERCHANDISE APPAREL RANGE

Sizes available for the clothing range are S, M, L, XL, XXL & XXXL

So let's get out there and support & promote our

see Andrew Thomas 0408 854 694


Bulk orders placed in Feb, May, Aug & Nov or/if when minimum orders quantities are met  
All items to be paid in full when placing order. Add \$5 per item for name embroidery.

### HATS

with club logo embroidered



Baseball Cap  
\$17



Bucket Cap  
\$15



Beanie  
\$15

### SHIRTS

with club logo embroidered



Polo Shirt  
With pocket \$37  
Without pocket \$35



Chambray Shirt \$45  
Mens and Ladies  
Full, short or 3/4 sleeves



COOLER  
with club logo printed  
Stubby Holder  
\$5

### JUMPERS

with club logo embroidered



Windcheater  
Rangers Review  
\$50



Arctic Top  
1/3 or full zip \$50



Winter Jacket  
\$85 Page 42

# Your Committee

PRESIDENT

Graham  
Jones



0419 851 040

VICE PRESIDENT

Mark moss

SECRETARY &  
PUBLIC OFFICER

Ali Ford



0408 775 969

TREASURER

Paul  
McGregor



0408 900 889

ASSOCIATION  
DELEGATE


Anthony Rushby

MEMBERSHIP  
OFFICER

Greg Healy

TRIPS  
CO-ORDINATOR

Richard  
Williams



0437 734 670



EDUCATION  
OFFICER

Dave 'Shorty'  
Willsmore



0412 411 751

PROPERTY  
OFFICER

Mark  
Curtis



0408 297 065

MAGAZINE  
EDITOR

Neil  
Cook



0400 416 220

[nlhcook@adam.com.au](mailto:nlhcook@adam.com.au)

INSURANCE  
OFFICER

Ken  
Bradey



0418 807 934

WEBSITE

Pat O'Kane



0414 432 366

SOCIAL  
SECRETARY

Isobelle Brett

MERCHANDISE  
OFFICER

Les Toomer



0409 285 232

# **TRIP LEADERS CHECKLIST**

## **PRE-PLANNING**

Choose a location for the club trip

Choose a date - start & finish

Choose a route - there & back

Accommodation - caravan, camper trailer or tents only

Cost of camping, track access or other costs

Determine difficulty of the trip

Determine vehicle suitability, requirements & convoy limit

Work out an estimate of the trip distance

## **AT A CLUB MEETING**

With all your pre-planning information at hand approach the trips coordinator

Discuss & seek feedback on your trip details & amend if necessary

Ask if anyone else within the club has done the same trip for any advice or suggestions

Fill out a trip sheet & post on the trips board

Within the club meeting, stand up & introduce yourself

Explain all the details of your proposed trip as outlined in the pre-planning stage

Answer any questions if needed

During the next subsequent meetings keep up to date with progress of names listed on your trip

## **IN THE MEANWHILE FINALISE DETAILS FOR YOUR TRIP**

A start meeting point & time for your trip, there can be multiple places to meet when on route

Finalise any personal, camping, safety & recovery equipment required for the trip as a minimum

Determine if there is any First Aiders, club trainers or assessors on your trip

Amount of fuel stops & fill up locations whilst driving

Notify & book in your trip with any relevant landowners, caravan parks, national parks etc

Assess & check any possible weather conditions you may encounter whilst on your trip

Leave details of your trip with the trips coordinator - itinerary, route & planned return time

Determine all the water & food requirements of the trip - are there any group cooked meals ?

### **THE LAST CLUB MEETING BEFORE YOUR TRIP**

Gather together the members of your trip into a small group & finalise any details of the trip

Confirm all names & numbers of persons attending

Gather all participants trip application forms

Determine if there are any special needs or medical requirements of the participants

Collect any money or fees if it is required

### **THE FIRST DAY OF YOUR TRIP**

Arrive first at the chosen meeting place & time

Once all intended persons have arrived, introduce yourself & anyone travelling with you & call sign

Get everyone else to introduce themselves, people travelling with them, call sign & type of vehicle driven

Make sure everyone is aware of your mobile phone number in case of an emergency

Make everyone aware of the nominated first aider

Discuss convoy procedures, marking of corners & making sure they can see the vehicle behind them

Remind everyone of UHF radio use, etiquette & rules. No swearing / bad language etc

### **THINGS TO DO THROUGHOUT EACH DAY OF YOUR TRIP**

At the start of each day or each individual section of the drive appoint a Tail End Charlie

Nominate a person to write the trip report for that day

Perform regular radio checks of all vehicles in your convoy

Make yourself available to everyone if there are any grievances or conflicts on the trip



# **CLUB BY-LAWS & RULES FOR TRIPS & ACTIVITIES**

## **As extracted from the Club's Constitutional Document**

### **CLUB ACTIVITIES**

For the purposes of these by-laws & rules, only those activities that have been approved by the Directors or at a General Meeting & noted in the minutes shall be recognised as official Club activities. Any activity not so approved shall be considered as a member's private activity & shall only be discussed at General Meetings during general business, if time permits.

### **REGULATIONS**

All members & visitors shall at all times abide by the Club Constitution, these by-laws, rules & regulations laid down by Government Authorities & owners/lessees of private property.

### **CLUB IDENTIFICATION**

All club identification shall be removed from vehicles prior to sale or upon expiration of membership.

### **RADIOS**

Members using CB, UHF & HF radios shall use them at all times in accordance with State &/or Federal Government rules & regulations governing the use of radios.

All members shall install 27 Meg (AM) or UHF radios for all club trips within 6 months of joining the club.

### **VEHICLE INSURANCE**

All participants in Club activities are required to produce to Directors a written declaration stating that they have in force, and will have in force for the duration of the club's financial year, a current policy of Comprehensive or 3<sup>rd</sup> Party Insurance applicable to the vehicle they are driving, upon renewal of such participants' membership with the club.

### **CONDUCT OF ACTIVITIES**

#### **Direction of Organisers**

All members & visitors participating in a club activity at all times shall abide by the directions of the activity organizer or trip leader in respect to:

- i. Compliance with Club by-laws & rules

- ii. Safety of all other members
- iii. Fire precautions & restrictions
- jjj. Care & respect of private property
- kkk. The rights of other people

#### **Trip Leaders**

On trips, the Trip Leader has absolute authority over the whole trip & they must ensure that members & visitors are aware of all relevant Club by-laws & rules & have adequate recovery equipment.

#### **Assistant Trip Leader**

Trip Leaders at their discretion may appoint separate trip leaders to lead separate convoys.

### **Contravention of Club by-laws & Rules**

A member contravening Club by-laws or rules may be asked by the trip leader to leave the activity or trip & the incident reported to the Committee. Disregard of club by-laws & rules should be reported to the Committee members by the club members. All members must inform the Trip Leaders of their intention to go on a club trip.

### **National Parks & Forest Areas**

All members & visitors are responsible for knowing & observing Park, Woods and Forest regulations whilst traveling in these areas, or in other areas controlled by Government Authorities.

### **Conclusion of Trips**

Trip Leaders must ensure that all participants have clear directions to their destination at the conclusion of the club trip.

### **Children**

Adults must be responsible at all times for the behavior of the children in their charge.

### **Prospective Members**

Prospective members & visitors are allowed on Club activities at the discretion of the activity organiser but not to the exclusion of club members.

### **Non Financial Members**

Persons previously on the club committee but who are currently not financial, or other persons, who are not financial, are not allowed to take part in club activities with our prior Committee approval.

### **Numbers of vehicles**

The number of vehicles on a Club activity shall be determined by the trip leader but also may be subject to requirements of outside authorities. As a general rule the number of vehicles in a convoy shall not exceed 15 as the sight & inconvenience to other members of the public must be considered.

### **Dogs**

On trips where dogs are permitted, they must be kept under control at all times, preferably on a lead.

### **Motorcycles**

Motorcycles are not permitted on Club trips except with the express permission of the trip leader.

### **Firearm**

Guns & rifles must not be visible inside vehicles & should only be removed in cases of emergency, or with the express permission of the trip leader.

### **Intoxicating Liquor**

Excessive consumption of intoxicating liquor on club activities is discouraged.

### **Off Tracks**

Vehicles are to stay on existing roads & tracks except in areas where permission has been granted to move away from existing vehicle corridors.

### **Flora & Fauna**

Live branches are not to be broken from trees or shrubs. No member shall use a tree as an anchor for winching without providing adequate protection around the tree from slings or cables. Trip members must not disturb birds, animals & their habitat.

### **Gates**

All gates must be left as they were found.

### **Camping**

Campsites must not be within 500m of any artificial constructed watering points. Campsite adjacent to large natural watering points must be sited so that stock & wildlife are not prevented from gaining access to water. Campsite must be at least 1km away from any station homestead, shearing shed, outstation or other improvement unless prior approval of the land manager. Previous campsites should be used wherever possible. Care must be taken to minimize damage to vegetation etc at campsites & making of unnecessary vehicle tracks is to be avoided.

### **Water**

Minimal water only is to be taken from any watering point. Members are not to swim or bathe in tanks or dams without permission from the land manager. If water is required for washing it is to be bucketed out. Soaps & detergents etc are not to be introduced into tanks, dams, rivers or natural watering points.

### **Litter**

No litter or rubbish is to be thrown from vehicles. At all stops, members shall ensure that no rubbish is left at the site. All non-burnable rubbish is to be carried out & disposed of in approved receptacles or areas. Burnable rubbish may be burnt at campsites provided all other members are considered, correct precautions are taken & there are no fire bans in place. Non-combustibles are to be removed from ashes.

### **Historical Sites**

All sites of historical significance are to be left undisturbed & artifacts are not to be removed off site.

### **Toilets**

When using bush toilets ensure an adequate, deep hole is dug & covered properly before leaving the campsite. Do not allow paper & tissue to blow around the area.

### **Mobile Generators.**

The use of generators must be kept to a minimum & not used after 8.00pm or before 7.00am without the permission from everyone within the vicinity. At all times other travelers must be considered when using generators. Members must ensure as far as possible that generators are permitted in NPWS areas prior to departures or obtain permission from rangers at the site.

### **Fires**

Fire bans must be complied with at all times. Normally one campfire should be adequate and the trip leader is responsible for its location. The trip leader may approve other small cooking fires. At sites where adequate supply of dead wood on the ground is not available (especially National Parks etc) or during potential fire danger periods members are encouraged to use gas or other means for cooking. All fires must be extinguished before the site is vacated, ashes disposed of, and where practical, no signs of the fire should be left at the site.

### **Spares**

Vehicles must carry enough spare to be reasonably self sufficient in the event of breakdown. Spares for similar type vehicles can be shared amongst those on the trip. The specific spares would depend on the type of trip & location and agreement between participants.

### **Grievances**

Any grievance arising from any club activity must be made as soon as possible (preferably in writing) to the organisers of that activity or Directors so that any problems can be resolved promptly.



## Convoy Procedure

**Regulations** – All drivers shall observe all regulations at all times.

**Departure Warning** – The trip leader shall give a 5-minute warning before departing.

**Briefing** – Prior to departure each day all drivers are to assemble at a central point for the trip leader's briefing on the next stage of the trip.

**Travel** – All members of the convoy are to follow the trip leader & not stray from route

**Track Widening** – Drivers are not to widen existing tracks by driving around obstacles such as broken branches, large holes, rocks etc but should endeavor to do minor track maintenance to allow vehicles to remain on the track, i.e. remove branches, fill holes etc

**Convoys** – Vehicles should stay in convoy position unless a change is authorised

**Distances** – members should keep a safe distance from the vehicle in front, particularly in hilly country or if brakes are wet after a water crossing. On main roads leave adequate space between vehicles to enable other vehicles to overtake safely.

**Driver Responsibility** – Each driver is responsible for the vehicle behind. Keep the following vehicle in contact at all times. In conditions where visibility is poor switch on lights & check regularly that following vehicle is in sight. Contact by radio if possible.

**Acknowledging Turns** – Wait at every turn with indicators flashing until the following driver acknowledges with their indicators flashing.

**Separated Convoy** – If the convoy becomes separated & an intersection is reached where there is no other vehicle, stop and wait for instruction from the trip leader.

**Leaving Convoy** – If members wish to leave a convoy for any reason they must inform the trip leaders by radio or at stops. If on the move, drop back & advise your intentions to the last vehicle who will advise the trip leader as soon as possible.

**Breakdown of Vehicles** – If a vehicle breaks down or becomes immobile for any reason, all vehicles must stop with the affected vehicle until it is again mobile or the trip leader has checked that the vehicle is safe to be left for adequate assistance. Arrangements are to be made to renew contact as soon as possible.

**Stopping Convoy** – if members wish the vehicle in front to stop, call on radio if available, attract drivers attention by flashing lights on an off or stop. Care must be taken when flashing lights at night to avoid causing a hazard to oncoming vehicles.

**Negotiating Hazards** – At any creek crossing, steep hill, sand hill or other hazardous terrain all those not involved are to stand well clear of the activity. The trip leader, or delegate, will have complete control over activities. Vehicles are to be moved well clear of the hazard to allow sufficient room for following vehicles.

**Recovery Operations** – During recovery operations members should give what assistance possible but not get in the way. Stand well clear of vehicles, towropes & winching cables. Obey instructions of trip leader.

**Vehicle Damage** – Any damage caused to a members vehicle is the member's own responsibility. Members should not be afraid to stop to remove obstacles to avoid this

**Stopping Areas** – Campsites or rest areas should be chosen where practical so that all members of the trip can be accommodated comfortably in the one area. Care must be exercised so that damage to stopping areas is minimised.

**Starting Times** – Times for daily departures are agreed to prior to departure or at daily briefing

**Lunch Stops** – Meal breaks should be about an hour unless otherwise agreed beforehand. Time starts from the arrival of the last vehicle at the site.

**Stops** – Convoys should stop for a short period every 2 hrs to allow participants to rest.

**End of day's Travel** – Where possible the day's travel should end with sufficient daylight available to allow campsites to be established unless otherwise agreed beforehand.

**Convoy Speed** – The maximum traveling speed for any club trip shall be determined by the road conditions, all state regulations and not faster than the slowest vehicle in the convoy. The trip leader prior to departure particularly for bitumen road travel should advise