

# Rangers' Review

**Mount Lofty Rangers Inc.**

PO Box 1150, Blackwood SA 5051

[www.mountloftyrangers.com.au](http://www.mountloftyrangers.com.au)

**Volume 16 No.7**

**December 2010**



The sun setting on another year at the xmas show

## TABLE OF CONTENTS

Editorial.....	3
President's Report.....	4
Social Scene .....	6
4WD Matters .....	14
For Sale.....	17
Upcoming Trips.....	24
Training .....	29
Trip Leaders Checklist .....	37
Club Bylaws.....	39

# **Mount Lofty Rangers Inc.**

## **About Us**

The Club's aim is to enjoy all aspects of owning and using our 4WDs while enjoying the diverse surroundings offered by this great country. We are a club of 4WD enthusiasts who enjoy challenging driving, regular trips, camping, camp cooks and a great social scene on and off track.

## **Membership**

Membership is open to anyone who owns a 4WD regardless of its make or model and has a passion for driving. Mount Lofty Rangers Inc is an affiliated member of the SA Association of 4WD Clubs.

## **Club Outings**

The Mount Lofty Rangers provides regular day, weekend and extended four wheel drive trips, lead by experienced trip leaders. Trips are rated on the level of difficulty and are available to all members and guests.

The club has a dedicated social committee who also organises regular events that complement the club trips.

## **Experience and Training**

Our current members possess a wide range of skills ranging from beginner to advanced. The club has a number of accredited instructors and assessors, and is involved in regular training via the SAAFWDC Driver Training Unit.

## **Meetings**

Club meetings are the second Monday of each month\* and are held at the

**Blackwood Football Club Trevor Terrace Blackwood**

**Time 7:15 pm**

\*Except where this Monday falls on a long weekend then the meeting is held on the 3<sup>rd</sup> Monday of the month

## **Information**

For more information on the Club please check out our website at:

[www.mountloftyrangers.com.au](http://www.mountloftyrangers.com.au)

**MT LOFTY RANGERS UHF CLUB CHANNEL NO 27**

# Editorial

All,

Welcome to the December edition of your club magazine.

First up, I must thank Tom for filling in for me last month and congratulate him on the great mag that he produced.

Linda & myself had a great trip to Nepal and successfully negotiated the track (and the dihoriah/chest infections/coughs/altitude sickness) to reach Mt Everest Base Camp on my 42nd birthday. It even snowed for me !

The next morning we had our hardest walk of the trip climbing 400 vertical meters (2 hrs of plodding and trying to get your breath in the thin air) to summit the peak of Kala Patar (5545m) and get our best views of Mt Everest. Temperatures were in the region of - 20 at the summit and the wind chilled you through to your bones. The views were fantastic though ! Check out page 8 for some pics of the trip

Back to reality though and xmas is nearly upon us and work is as busy as ever, I write this from the Cooper Basin in the states NE corner. If I don't see you all on Monday, then you know the roads over to QLD (via Birdsville) have opened !

I hope everyone has a great festive season and a safe 2011.



Cheers *Neil*  
*Cook*

Hello Everyone.

I am sitting here at home watching the lightning and listening to the thunder and the rain thinking about how quickly the year has gone by and how lucky we are to live in such a wonderful place. Christmas is almost upon us and in about two weeks I will be on holiday for a week or so enjoying the festive season and New Year celebrations. Coralynne and I have two trips to Melbourne before Christmas so the break after will be much appreciated.

During this year many things have happened, some good and some not so good. Luckily for me the good things have outnumbered the bad in a very big proportion. One thing that has been good and makes me extremely proud is the effort of the Mount Lofty Rangers 4x4 Club when it comes to a friend who is in need. Whether that need be small or big, our club has come to the front and helped out however best it can. I am not going to say much now except that at our club meeting this month some special things will be happening and it would be great for as many people as possible to be there. If you are reading this prior to the meeting please make every effort to come and hear what has been happening. There is no guest speaker for this month so that we can all have a relaxing night catching up.

The weekend that has just passed, as you all would know, was our Christmas weekend at Wall Flat. I don't know about everyone else but I had a ball. Weekends like that don't just happen though. Shorty once again did a sensational job of arranging the weekend, which I can tell you is not an easy task, so to you Shorty, I give you my personal thanks for a job very well done and say that I appreciate all your efforts for our club. For all the people who helped out Shorty in his execution of a well run plan I also say thank you.

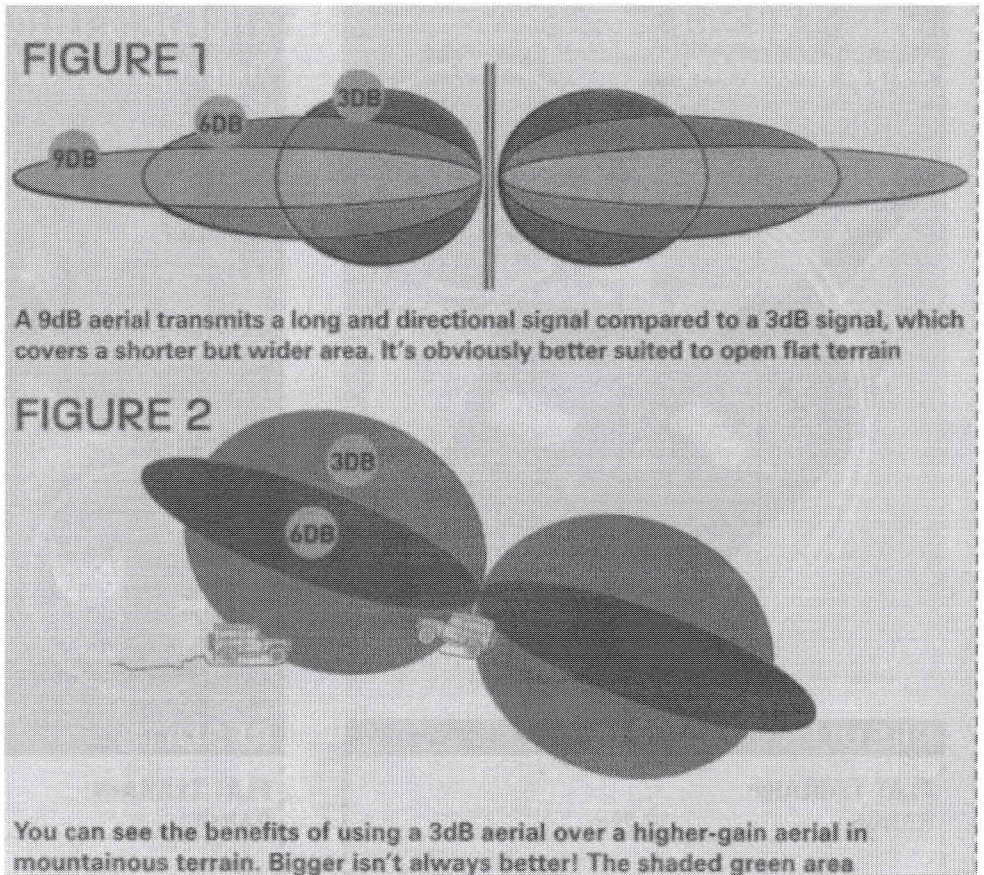
Please don't forget that you need to have your name on the trip sheets for the Australia Day Beachport trip by this meeting. At the club committee meeting this week we discussed that there are still no trip leaders putting up their hands to help run day trips. If you would like to give it a try please talk to either Shorty or Mark Curtis who I know would be happy to have the little bit of extra help for the week. If you are not very confident with running a day trip there are a lot of people who will be able to help you, all you have to do is ask.

Well the time has come to wish you all a very Merry Christmas and a Happy New Year. I do hope that you all have an enjoyable time with your families and stay safe in whatever you may have planned. Remember that our first meeting for 2011 will be the 14<sup>th</sup> February.

See you all soon,  
Graham.



Sometimes bigger is not always better ! This diagram shows the signal shape of different dB UHF aerials. Select the appropriate aerial for the terrain that you are traveling in. *Ed (thanks to Brenton Bowley for supplying the image).*





# Social Scene


Pics of the xmas show weekend











Linda with the locals

Sunset over  
the range  
(Everest is  
the small  
peak in the  
middle)




The village of-  
Namche Bazar








Yaks in the mist




Mt Everest from the  
summit of Kala  
Patar





# RAIN & RECYCLE PLUMBING

## Environmentally friendly plumbing solutions.



Rain & Recycle is an innovative new Adelaide plumbing company whose primary focus is to provide eco-smart plumbing solutions and a high level of service for it's customers.

Formed by David Willsmore and Patrick O'Kane, two keen four wheel drivers, who were becoming increasingly concerned by the effects of the drought that they witnessed on their travels throughout South Australia. Rather than sitting back and watching the devastation they decided to put their forty years experience in the hardware, irrigation and plumbing industry to good use by becoming part of the solution.

Rain and Recycle actively promote the installation of rainwater systems to provide clean fresh water for your home and garden, we can also install and maintain energy efficient gas appliances as well as servicing your other general plumbing needs.

Please contact David 0412411751 or Patrick 0408775969 or email

[service@rainandrecycle.com.au](mailto:service@rainandrecycle.com.au)

## I GOT WIRED

@

## Belair Road Auto Electrical

59 Belair Road  
Kingswood SA 5062



Phone: 08 8271 7617

### Prop: Tim Byrne

**Repairs To:** Motor Vehicle Electrical and Electronic Fuel Injection Systems  
Air-conditioning Servicing  
Bosch Electronic Tuning  
RAA/Bosch Battery Sales  
4x4 Accessories –sales and fitting

59 Belair Road, Kingswood 5062

**Phone 8271 7617 Fax 8272 8510**

E-mail: [brae59@internode.on.net](mailto:brae59@internode.on.net)

*Proud sponsor of the Mount Lofty Rangers Magazine*

## BUSH TERMINOLGY FOR COMPUTERS

LOG ON: Adding wood to make the barbie hotter.

LOG OFF: Not adding any more wood to the barbie.

MONITOR: Keeping an eye on the barbie.

DOWNLOAD: Getting the firewood off the Ute.

WINDOW: What you shut when the weather's cold.

SCREEN: What you shut in the mozzie season.

BYTE: What mozzies do.

MEGABYTE: What Darwin mozzies do.

CHIP: A bar snack.

MICROCHIP: *What's* left in the bag after you've eaten the chips.

MODEM: What you did to the lawns.

SOFTWARE: Plastic knives and forks you get at Red Rooster.

HARDWARE: Stainless steel knives and forks

MAINFRAME: What holds the shed up.

WEB: What spiders make.

WEBSITE: Usually in the shed or under the veranda.

SEARCH ENGINE: What you do when the Ute won't go.

CURSOR: What you say when the Ute won't go.

YAHOO: What you say when the Ute does go.

SERVER: The person at the pub who brings out the counter-lunch.

MAIL SERVER: The bloke at the pub who brings out the counter lunch.

USER: The neighbour who keeps borrowing things.

NETWORK: What you do when you need to repair the fishing net.

INTERNET: Where you want the fish to go.

NETSCAPE: What the fish do when they discover the hole in the net,

ONLINE: Where you hang the washing.

Supplied by Nikito Frazer Top End 4wd Club Darwin



## *Some words from Peru*

---

Hi everybody, thought we'd put a few jottings in the newsletter. We've been here for about 2 weeks and you can follow our adventures on our blogspot which was onforwarded to you by Isobelle. It's Saturday night 27<sup>th</sup> I think.

We have travelled by coach from Lima to Cusco (where we are now – 26 hours total of which 20 have been overnight – quite good with good drivers! (two of them thought they were Ayrton Senna – then it's rock n roll time. on the top deck) Fortunately there are 2 drivers for the trip and they can only drive 4 hour shifts. Here's the interesting bit – The maximum speed is strictly 80 kph and the coaches carry GPS so the company knows exactly where they are, when they stop and for how long. We've been lucky to have had the front window seats on the upper deck for almost all the time. Don't worry – there aren't any trees here! It seems most of the buses travel at night and we see literally hundreds on the road. My theory is that a lot of the roads are so windy that it helps the drivers follow the bends without the burden of everyday traffic. The headlights are candlepower – good opportunity for Tim!

The type of coach we've been on are Marco Pollo powered by Volvo or Scania engines (the Scania's have more power) and have dual steer axles and a rear drive axle with a tag axle – plenty of rubber on the road. I don't know the speed limit for the semi trailers (no B doubles or roadtrains here) but they always seem to be crawling along the road at probably 60 kph!

Pedestrian crossings, stop signs and pedestrian crossings may as well not be here – nobody takes any notice. Every second car is a taxi (mostly Daihatsus which have been driven into the ground and further). When there is no breeze the pollution is bad from the cars which probably haven't been tuned from when they were new.

Saw something different today – a lady copper riding pillion on a cop bike! There has to be a surplus of cops in Peru. They're everywhere and armed with a hand gun too! Must be a huge industry – cops and security guards. Each day in Lima we saw a couple of peaceful demonstrations, however the riot squad (50 cops) was always there with their trunchions and plexiglass shields.



Up until today the largest 4 wd's I'd seen were Hilux's and Tritons and the odd Prado. Then today it happened I saw an '80' series and I thought 'oh no' no Patrols. Not to worry, a GU popped up a bit later.

Guys, the bakeries here are unbelievable. They leave ours for dead and so cheap. For 50 to 80 cents (Australian) you can get the most delicious cakes and slices, and they are the size of a large muffin. On the food side we've been eating in retraunts at night for about \$6 to \$8 Aus each.

Despite being a very poor country, the people are so friendly and helpful and constantly thank us for visiting their country.

We'll certainly miss being with you at Wall Flat – hope you have a ball.


Merry Xmas and catch you next year. Cheers Paul and Bev.



Hosted by the:

Toyota Landcruiser Club of SA Inc

**Four Wheel Drive SA invites you to**



## A Weekend of (Mt.)Pleasantry

Where: Mt Pleasant, Talunga Park  
When: 25th - 27th March 2011

**Application Form Attached**



Please join the festivities which will include

**Dinner**

**Entertainment**

**AGM**

**Fun Driving Activities**

**Local Tours**

Details: Toyota Landcruiser Club of SA Inc.

Edited by 4WD Adventurers Club of SA Inc. Direct all correspondence to Editor 4WDGA email: [saa4wdc@saa4wdc.asn.au](mailto:saa4wdc@saa4wdc.asn.au)

4WD Matters November 2010 - 04/11/2010 : Disclaimer: Whilst every endeavour is made to ensure the accuracy of the material in this publication, Four Wheel Drive South Australia shall not be held responsible for any errors, omissions or misadventure.



## **Registration Form**

The Toyota Landcruiser Club of SA Inc.

Invite you to join them at the

**SAAFWDC AGM**

At

Mt Pleasant

**When**

*March 25th to 27th 2011*

**Where:**

Talunga Park, Caravan Park , Mt Pleasant, ph 08 85681934

### **Application Details:**

Name of Applicant; Mr. Mrs, Ms, Miss. \_\_\_\_\_

Address \_\_\_\_\_

Phone Number; home/work \_\_\_\_\_ mobile \_\_\_\_\_

e-mail \_\_\_\_\_

**Vehicle Details:** Make \_\_\_\_\_ Model \_\_\_\_\_

Registration no. \_\_\_\_\_ Club \_\_\_\_\_

**Weekend Costs:** includes Camping, Fri-Sat, evening meal & Live Entertainment

no of Adults \_\_\_\_\_ @ \$ 35.00 \$ \_\_\_\_\_

no of Children \_\_\_\_\_ @ \$ 10.00 \$ \_\_\_\_\_

**Total** \$ \_\_\_\_\_

### **Meals:**

Saturday Lunch BBQ (free, supplied by the Association), no. required \_\_\_\_\_

Saturday evening (included in registration)

please indicate no. for catering purposes

Vegetarian \_\_\_\_\_

Soup vegetable \_\_\_\_\_

Chicken \_\_\_\_\_

Beef, \_\_\_\_\_

Dessert apple crumble \_\_\_\_\_

Dessert lemon Meringue \_\_\_\_\_

Dessert black forest torte \_\_\_\_\_

Registration Form, completed and returned with payment no later than 28th February 2011

A late fee applies if you register after that date. Queries ph 08 82988041

Make cheques or money orders payable to:

**Toyota Landcruiser Club / A.G.M.**

**Send to** **P.O. BOX 510 Blackwood S.A. 5051**

Note all camp sites are UNPOWERED

South Australian Association of Four Wheel Drive Clubs Incorporated ABN 24 036 898 953 - [www.safawdc.asn.au](http://www.safawdc.asn.au)

## THE LIMESTONE COAST 4WD GUIDE

### A Commonsense Approach - A Commonsense Result

A practical demonstration of how regional tourism can benefit from accommodating 4WDs - and it's a good read too !!

This FWDSA endorsed publication is a practical guide to environmentally sustainable use of conservation parks and coastal areas for economically beneficial tourism purposes.

#### WHAT IS IT LIKE ?

Attractively presented it is a quality publication for long term use or as a keepsake, with great pictures, maps and information. In all, a terrific promotion together with vehicle preparation and driving hints.

The guide is rare in providing an accurate account of our approach to our 4WD activities - a message FWDSA Clubs would like the world to know.

#### WHO PRODUCED IT ?

The guide was funded by the Australian Government's Caring for our Country Program and Limestone Coast Tourism.

It was a joint project by the Limestone Coast and Coorong Coastal Management Group LCCCMG, Department of Environment and Natural

Resources (DENR), South East Local Government Association (SELGA) and local Councils, Limestone Coast Tourism and local 4WD Clubs.

It successfully merges the philosophies of the following interest areas,


- The 3 South East 4WD Clubs,
- The SE Aboriginal Focus Group,
- Friends of Shorebirds SE,
- Parks and Wildlife (DENR)

#### WHO IS IT USEFUL FOR ?

Just about anyone. From 4WD owners to government agencies and managers of tourism, heritage and environmental areas. The guide will enable informed assessments to be made rather than rely on the distortions of media hype.

The hard-nosed 4WD owner could consider it is more for the new chum because experienced people may know much of the information it contains, but they would be wrong.

The guide carries a serious message of environment and heritage to encourage a



softly-softly approach. These matters need to be heeded if we are all to have our access to these areas maintained.

## Available Soon



### How You and Your Club Can Obtain Single or Bulk Copies

<http://www.cleanupaustaliaday.org.au>



#### Register with Clean Up Australia

Find a Site - Register Details - Download Useful Material

(Volunteer Registration Form; Risk Warning Poster; Accident/Incident form; End Of Clean Up Report).

Send your clean up report to

FWDSA Clean Up Australia Day Co-ordinator

c/o secretary@saafwdc.asn.au

## Ngarkat Conservation Park - Interclub Working Bee

Once again the staff of the Murray Mallee Department of Environment and Natural Resources (DENR) have expressed their appreciation for the considerable effort made by FWDSA Clubs at the April 16th-18th 2010 working bee.

The work carried out is essential for keeping the Ngarkat tracks and facilities open for the benefit of all users.

As part of agreements FWDSA has with DENR, we provide volunteer effort to assist the improved management and maintenance of parks and reserves - thus contributing to their conservation for the benefit of current and future generations.

It is necessary though, that more clubs become involved in the Ngarkat working bees, so that we can keep up with the necessary maintenance workload.

#### Next Interclub Working Bee

**8<sup>th</sup>, 9<sup>th</sup>, 10<sup>th</sup> April 2011**

Official advice on next years working bee will be issued in January 2011. If you want to register your interest in advance then contact,

**Border Track Committee**

**Sue: email [suzu@internode.on.net](mailto:suzu@internode.on.net)**



Detail: Limestone Coast Tourism, Dept. of Environment and Natural Resources, FWDSA NRAU & Border Track Committee  
Edited: by 4WD Adventurers Club of SA Inc- Direct all correspondence to Editor FWDSA email: [saafwdc@saafwdc.asn.au](mailto:saafwdc@saafwdc.asn.au)

4WD Matters November 2010 - 26/11/2010 : Disclaimer: Whilst every endeavour is made to ensure the accuracy of the material in this publication, Four Wheel Drive South Australia shall not be held responsible for any errors, omissions or inaccuracies.



# FOR SALE

## General

### Garmin Quest GPS Navigator

Kit includes Navigator, Map CD, Suction Cup Mount, External Speaker with 12-24V Adaptor, A/C Charger, USB Interface Cable and All Operating Manuals.

Comes with full Australian Street Level Mapping Preloaded  
Country Mapping Downloadable

Automatically creates routes with Turn by Turn Directions

Voice prompts for Navigation Instructions

High Resolution bright colour display

Brand new in box never used.

Full Warranty

\$650

Contact Glenn Bull 0410 648 410

### **CGear annexe matting** - special discount offer to all club members.

Small 1.8m x 2.4m - RRP \$109 - Club price \$85.00.

Medium 2.4m x 4.3m - RRP \$208 - Club price \$176

Large 2.4m X 6.0m -RRP \$274 - Club price \$220

Extra Large 3.6m x 4.6m RRP \$307 - Club price \$247

For more info on this product See Paul Tabone or phone him on

Ph 8276 5666

## **The latest edition of Camps Australia 5**

This is a great book for finding camp sites when in new areas.

B4 size spiral bound with camp site pics \$70 RRP normally \$79.95

A4 paper back \$40 RRP normally \$49.95

I have both in stock at the moment.

Cheers

Paul Tabone

## **FOR SALE**

### **Second Hand Tyres**

BFG AT 265/70R16	30% tread left	\$30
Dunlop Grandtrek 265/70R16	50% tread left	\$50
Uniroyal MT 265/75R16	90% tread left	\$90

Good for spares

Contact Jeff Morgan 0410665019

### **For Sale**

2 off 265x70x16 Bridgestone Dueller A/T, 90% Tread \$100ea

1 off 265x70x16 Bridgestone Dueller A/T, 50% Tread \$50

See Skippy 0418 828 372

**For sale** : set of 4 Suzuki wheels and tyres in reas. cond. \$100.00.  
set of 5 - 6 stud Toyota skinny split rims and tyres in good cond.  
\$150.00.


CONTACT LES TOOMER 0409285232.

GU ARB Winch Comp Front Bar	\$300.00
GU Rear Springs 200kg	\$ 50.00
GU Team Poly Smart Roo Bar	\$100.00
Rino Roof Bars with 150mm Plastic tubes	\$ 40.00
Rear Camper Trailer Canvas Top	\$250.00
Waeco Fridge Freezer CF40L 12v & 240V	\$400.00 only used twice by pensioners!

Contact Peter Reed 0407 711 017

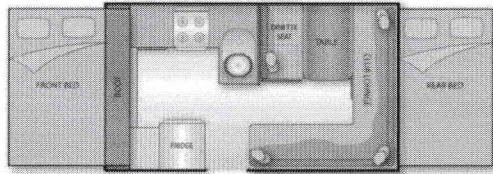


# FOR SALE

HALL'S CANVAS 10' x 8' Double breezeway tent with side internal poles. 3 Optional zip-on awnings for shade or cross wind protection or no awning for quick overnight set up. Excellent condition. I can send more photos to interested persons. New price with options \$1,300 plus will sell for \$600 ono. Hey make an offer!  
Contact Steve Brown on 83871169 or 0412416664



# JAYCO HAWK OUTBACK CAMPER TRAILER

## FOR SALE \$23,000



2008 Jayco Hawk Outback Camper Trailer in very good condition with many special extras on top of the standard Outback features. Rare Simplicity Independent Suspension, External Swift Slide Out Gas BBQ/Cook Top, Alko Drop Down Jacks, Pole Carrier, Bed End Bag Flys and Side Bag Awning, Protective Camper Trailer Cover and Lever Jockey Wheel. Registered until end Feb 2011. All original instruction books. (Weight Distribution Hitch available at additional cost)

More details and photos on <http://www.caravancampingsales.com.au>

(Search for Keyword = Jayco Hawk, Location = SA)

**Phone Jeff Kelley on 0459 162 133**



# REDARC®



## THE POWER CONVERSION SPECIALISTS

### Redarc Electronics

Based in Lonsdale, South Australia, Redarc has over 30 years experience in the research, design, development and manufacture of a range of electronic voltage converters and associated products including inverters, power supplies, battery chargers, CANBus modules, turbo timers, glow plug timers, trailer braking products and customised electronic modules.

Essentially, Redarc's products are attached to any moving vehicle that uses battery power including cars, boats, rail, trucks, mining equipment, bus and emergency vehicles.

REDARC's goal is to ensure that the REDARC product and service is the benchmark by which the competition is measured.



23 Brodie Road North  
Lonsdale  
South Australia 5160  
Phone: +61 8 8322 4848

# TYRES FOR SALE

**2 x 265/65/R17 Maxxis  
MA761 A/T**

(only 3 weeks of use)

\$100 each (RRP \$224)



**2 x 265/65/R17 Bridgestone  
Dueler H/T**

(plenty of tread left)

\$40 each



Phone Jeff Kelley on  
0459 162 133



## **Advanced Notice / Expression of interest**

### **Googs Track Easter / Anzac Day 2011**

Preliminary Itinerary includes the following;

Friday 22<sup>nd</sup> April to Tuesday 26<sup>th</sup> April 2011

Trip Leader Paul McGregor (Paul Ford?)

Friday 22<sup>nd</sup> April 2011 Day 1 arrive Ceduna 783 kms from Adelaide,

Meet at the Ceduna Caravan Park

Saturday 23<sup>rd</sup> April 2011 Day 2 Googs track camp near Googs Lake

Sunday 24<sup>th</sup> April 2011 Day 3 Googs track camp near Mt Finke

Monday 25<sup>th</sup> April 2011 Day 4 Googs track through to bush pub / caravan park at Kingoonya. First petrol since Ceduna some 510 to 550 kms of sand hill driving.

Tuesday 26<sup>th</sup> April 2011 Day 5 Home via Glendambo and Port Augusta, 640 kms.

Total distance 2,000 km

Trip difficulty moderate to hard depending on weather and track conditions.

Vehicles to be prepared for a remote desert trip with no services available, including sand flags and second spare tyre.

Approximately 300 dunes to be crested.

Optional extension homeward bound via the Gawler Rangers to be considered and discussed over the next few months.

Thanks

Paul McGregor

# Upcoming Trips

## Summary of up coming trips:

When putting your name down for a trip you **MUST include your contact number** If you cannot attend and your name is on the trip sheet you **MUST** contact the trip leader or Trips coordinator.

- 27 Dec - 7 Jan Victorian High Country
- Jan 2011 Beachport-Australia Day
- April 2011 (Easter) Googs Track
- April 2011 (Easter) Mt Cole –Victoria

## **Club Trainers**

Trainers: Ian Manglesdorf, & Tim Byrne

Assessors: Ken Bradey, Mark Curtis, Jeff Morgan, Ricky Esser, Paul Tabone

Advisors: Brenton Bowley

Unless otherwise specified, **ALL** MLR trips use UHF channel 27



# Upcoming Trips

<b>Trip</b>	<b>Victorian High Country</b>
Date/s – Duration	27th Dec - 7th Jan
Trip Leaders	TBA
Convoy limit	TBA
Distance – Kms	TBA
Departure / meeting point & time	TBA
Difficulty	Moderate to hard
General comments	

**Unless otherwise specified, ALL MLR trips use UHF channel 27**

<b>Trip</b>	<b>Beachport</b>
Date/s – Duration	Australia day - Jan 2011
Trip Leaders	See Trips Board
Convoy limit	TBA
Distance – Kms	TBA
Departure / meeting point & time	TBA
Difficulty	Moderate to hard, depending on conditions.
General comments	


# Upcoming Trips

<b>Trip</b>	<b>Googs Track - SA</b>
Date/s – Duration	22 - 26th April 2011 (Easter)
Trip Leaders	Paul McGregor
Convoy limit	TBA
Distance – Kms	2000
Departure / meeting point & time	TBA
Difficulty	moderate to hard depending on weather and track conditions
General comments	See flyer in mag

**Unless otherwise specified, ALL MLR trips use UHF channel 27**

<b>Trip</b>	<b>Mt Cole - Victoria</b>
Date/s – Duration	21-26th April 2011 (Easter)
Trip Leaders	Dave Willsmore
Convoy limit	TBA
Distance – Kms	TBA
Departure / meeting point & time	TBA
Difficulty	moderate to hard depending on weather and track conditions
General comments	Camp at Chinamans camp ground





## **Annual Beachport Trip – January 2011**

**With only one more meeting to go, the time to act is NOW!**

Well the year has ticked away quickly, and the most important event of the calendar is now looming – Beachport 2011! Or should I say ZOOMING – there is only one more meeting to go to get your name on a trip sheet!

With Australia Day public Holiday being in the middle of the week - Wednesday January 26 - the Beachport Event will be spread over two weekends. Participants are anticipated to attend either the weekend before, or the weekend after Australia Day, i.e. Part 1, or Part 2 of the trip:

**Part 1** - Sat Jan 22 – Wed Jan 26; trips run on Sun, Mon, Tues.

**Part 2** - Wed Jan 26 – Sun Jan 29; trips run on Thurs, Fri, Sat.

Shorty has put his hand up to lead tours over Part 1 of the event, and Mark Curtis is happy to lead tours over Part 2 (Thanks guys!)

### **About Trips...**

Most of us who have previously been on the Annual Beachport trip will understand what the impact that having excessive numbers in a convoy means to delays along the way. As such, each tour will be limited to only 8 vehicles plus trip leader. What this means is that with only two trip leaders at this stage, there is no capacity to lead any more than 8 vehicles on any one day. A Beachport trip with only 16 vehicles maximum? That's not going to happen!

**In this lies a problem – the problems of Trip Leaders...**

Add two more trip leaders, then we can run two tours a day. Add two more (six in total), then we have 3 tours per day. Based on previous numbers, it is more than likely that 3 trip leaders will be required for each part of the event.

## **All Trip Leaders - Put your hand up!**

The success of this trip depends on you! We are looking for four more trip leaders for Beachport. For those who have been to Beachport on a number of occasions, you may be the best positioned to take on this task. If you feel you are a bit rusty with your orientation, more experienced trip leaders can help you with this prior to the event.

## **All Attendees – Put your name up!**

On the board we have the following trip sheets for this event:

Beachport Trip Leaders  
Beachport Part 1  
Beachport Part 2  
Part 1 Tour 1 – Shorty.  
Part 2 Tour 2 – Mark Curtis.

If attending, you will need to put your name down on the Beachport Trip Sheet (either Part 1 or Part 2).

To secure your position on a tour, you must have your name down on the relevant Tour Sheet. The destination of tours (i.e. Robe, Carpenters Rocks, Buggy Dunes, Regional Tour etc) will be at the discretion of Trip Leaders.

Please be warned that If you expect to attend Beachport and just hop onto a convoy last minute, you may just find yourself hanging a line over the Beachport Jetty instead.

You should also secure your camping site by booking with Southern Ocean Tourist Park on 08 8735 8153

**With only one more Club meeting to go, the time to act is NOW!**



**Rangers Review**





# TRAINING

## Currency Creek driver training

31/10/2010

A group of nine of us met out a property at Currency Creek at 9.00AM on Sunday morning for a day of driver training. The group consisted of three instructors and six trainees.

This was the clubs first time at this property so upon arrival we met the property owner who explained where we could drive and what to expect in the water-holes. He was most helpful throughout the day in showing us different spots to drive and assist in tree removal to create tracks.

It was then time for someone to get in the water and check for depth, submerged obstacles, etc.. After this was done we all lined up and drive through without incident. Then Tom went in again and checked out a deeper section which he drove through first and I followed shortly after, this was quiet a deep crossing with the water getting very close to the top of the bonnet. Tom had another splash in another waterhole where when he stopped there where yabbies washed up on the bank. The kids were quick to pick them up.

We where then shown another section of water which Tom drove through; however I was not so fortunate. I had to call him back to help pull me out. It was at about this time that the rest of the day disappeared in a flash. I pulled my winch cable out hooked it up no joy gear not engaging, had used the winch only two weeks earlier no problems. Next hook Tom's winch to my car, can't believe it his winch is playing up. Next we call Glenn over he has to winch Tom out then winch me out. Had a look at numerous recovery methods using a winch while retrieving both cars. Still not out yet.

From numerous cars driving over one particular section the ground had turned to quicksand and when you jumped on it, it wobbled around like jelly. This section required three vehicles to be winched through a section about 30 feet long. Once this was all done it was 5.00 and time to say our goodbyes. Thank you to the trainers, a great day of training had by all.

Dave Tabone

## 2010 DTU Calendar

### OCTOBER

2 <sup>nd</sup> – 4 <sup>th</sup>	Labour Day Weekend		
9 <sup>th</sup> – 10 <sup>th</sup>			
➤ 10 <sup>th</sup>	School holidays end		
10 <sup>th</sup>	Assessor Update Course (Sunday)	Cavan	9:00am
12 <sup>th</sup>	Training Committee Meeting	Cavan	7.30pm
14 <sup>th</sup>	DTU general meeting	Cavan	7.30pm
16 <sup>th</sup> – 17 <sup>th</sup>			
21 <sup>st</sup>	Association general meeting	Cavan	7.30pm
23 <sup>rd</sup> – 24 <sup>th</sup>	Trainer Course (week 1)	Cavan	9.00am
30 <sup>th</sup> – 31 <sup>st</sup>			

### NOVEMBER

6 <sup>th</sup> – 7 <sup>th</sup>	Professional Development 002 / 003 for DTU Members	Peake	9.00am
9 <sup>th</sup>	Training Committee Meeting	Cavan	7.30pm
11 <sup>th</sup>	DTU general meeting	Cavan	7.30pm
13 <sup>th</sup> – 14 <sup>th</sup>	Trainer Course (week 2)	Morgan	9.00am
18 <sup>th</sup>	Association general meeting	Cavan	7.30pm
20 <sup>th</sup> – 21 <sup>st</sup>			
27 <sup>th</sup> – 28 <sup>th</sup>			

### DECEMBER

4 <sup>th</sup> – 5 <sup>th</sup>			
7 <sup>th</sup>	Training Committee Meeting	Cavan	7.30pm
9 <sup>th</sup>	DTU general meeting & break up	Cavan	7.30pm
11 <sup>th</sup> ➤	School holidays start		
11 <sup>th</sup> – 12 <sup>th</sup>			
16 <sup>th</sup>	No Association general meeting		
18 <sup>th</sup> – 19 <sup>th</sup>			
25 <sup>th</sup> – 26 <sup>th</sup>			



**FOR ALL YOUR INSURANCE NEEDS**

**CALL**

**KAI HEINSEN**

Tel: 8278 7000

[kai@tcis.com.au](mailto:kai@tcis.com.au)

**SPECIALIST 4WD CONTRACTS**

***Proud sponsor of the Mount Lofty Rangers Magazine***

**A NOTE FROM THE VICE PRESIDENT**

Guest Speakers confirmed for the next three months are:-

TBA

Thanks

Mark Moss



# TOTAL TRACTION TYRES

**DARREN CALLARY**


**Ph - 8186 1011**

**80A O'SULLIVAN BEACH  
RD. LONSDALE SA 5160**

**sales@totaltractiontyres.com**

**Check out our web site - [WWW.TOTALTRACTIONTYRES.COM.AU](http://WWW.TOTALTRACTIONTYRES.COM.AU)**



**Specialising in 4x4 & Car - Tyres, Wheels and Suspension**



**LEGENDARY OFF ROAD TYRES**



**80/20% 70/30% 60/40% 40/60% 20/80%**




**PRE-TRIP SERVICING,  
INSPECTIONS & ADVICE**

**QUALITY NEW & USED TYRES & MAGS—ALL BRANDS—ALL SIZES  
REPAIRS—BALANCING—WHEEL ALIGNMENT—ACCESSORIES—BATTERIES  
EXPERT ADVICE—QUALITY, RELIABLE SERVICE**

**RIGID INDUSTRIES LED LIGHTING,  
RIDEPRO, BILSTEIN & ARB SPECIALIST**

**ABN 74 280 871 853**

# MOUNT LOFTY RANGERS 4WD CLUB



## GENERAL MERCHANDISE RANGE

Cloth Badges	\$7.00
Car Stickers	\$2.50
Name Badges	
Initial 2 on joining	FREE
Additional	\$6.00
Replacement	\$6.00
Sand Flags	\$2.50
Tyre Plugs	\$7.50

Please see Les Toomer (0409 285 232) for clothing or other purchases


## ITEMS FOR LOAN

Crate Mate Recovery Tracks	Recovery Kit
Club Banner	Tirfor Winch
Club Flag	Puncture Repair Kit *
Exhaust Jack	First Aid Kit *
Maps	4 x Lightweight Shelters with sides.

\* *Please replace used items*

Please see Mark Curtis for any items you wish to borrow Ph 8358 4776

# MOUNT LOFTY RANGERS 4WD CLUB



## MERCHANDISE APPAREL RANGE

Sizes available for the clothing range are S, M, L,  
XL, XXL & XXXL

So let's get out there and support & promote our  
club to the 4wd community

see Andrew Thomas 0408 854 694


Bulk orders placed in Feb, May, Aug & Nov or/if when minimum orders quantities are met  
All items to be paid in full when placing order. Add \$5 per item for name embroidery.

### HATS

with club logo embroidered



Baseball Cap  
\$17



Bucket Cap  
\$15



Beanie  
\$15

### SHIRTS

with club logo embroidered



Polo Shirt  
With pocket \$37  
Without pocket \$35



Chambray Shirt \$45  
Mens and Ladies  
Full, short or 3/4 sleeves

### COOLER

with club logo printed



Stubby Holder  
\$5

### JUMPERS

with club logo embroidered



Windcheater  
\$50  
Ranger Review



Arctic Top  
1/3 or full zip \$50




Winter Jacket  
\$85



# Your Committee

PRESIDENT

Graham  
Jones



0419 851 040

VICE PRESIDENT

Mark moss

SECRETARY &  
PUBLIC OFFICER

Ali Ford



044 432 364  
0408 775 969

TREASURER

Paul  
McGregor



0408 900 889

ASSOCIATION  
DELEGATE


Anthony Rushby

MEMBERSHIP  
OFFICER

Greg Healy

TRIPS  
CO-ORDINATOR

Richard  
Williams



0437 734 670

EDUCATION  
OFFICER

Dave 'Shorty'  
Willsmore



0412 411 751

PROPERTY  
OFFICER

Mark  
Curtis



0408 297 065

MAGAZINE  
EDITOR

Neil  
Cook



0400 416 220

[nlhcook@adam.com.au](mailto:nlhcook@adam.com.au)

INSURANCE  
OFFICER

Ken  
Bradey



0418 807 934

WEBSITE

Pat O'Kane



0408 775 969  
~~0414 432 366~~

SOCIAL  
SECRETARY

Isobelle Brett

MERCHANDISE  
OFFICER

Les Toomer



0409 285 232

# **TRIP LEADERS CHECKLIST**

## **PRE-PLANNING**

Choose a location for the club trip

Choose a date - start & finish

Choose a route - there & back

Accommodation - caravan, camper trailer or tents only

Cost of camping, track access or other costs

Determine difficulty of the trip

Determine vehicle suitability, requirements & convoy limit

Work out an estimate of the trip distance

## **AT A CLUB MEETING**

With all your pre-planning information at hand approach the trips coordinator

Discuss & seek feedback on your trip details & amend if necessary

Ask if anyone else within the club has done the same trip for any advice or suggestions

Fill out a trip sheet & post on the trips board

Within the club meeting, stand up & introduce yourself

Explain all the details of your proposed trip as outlined in the pre-planning stage

Answer any questions if needed

During the next subsequent meetings keep up to date with progress of names listed on your trip

## **IN THE MEANWHILE FINALISE DETAILS FOR YOUR TRIP**

A start meeting point & time for your trip, there can be multiple places to meet when on route

Finalise any personal, camping, safety & recovery equipment required for the trip as a minimum

Determine if there is any First Aiders, club trainers or assessors on your trip

Amount of fuel stops & fill up locations whilst driving

Notify & book in your trip with any relevant landowners, caravan parks, national parks etc

Assess & check any possible weather conditions you may encounter whilst on your trip

Leave details of your trip with the trips coordinator - itinerary, route & planned return time

Determine all the water & food requirements of the trip - are there any group cooked meals ?



### **THE LAST CLUB MEETING BEFORE YOUR TRIP**

Gather together the members of your trip into a small group & finalise any details of the trip

Confirm all names & numbers of persons attending

Gather all participants trip application forms

Determine if there are any special needs or medical requirements of the participants

Collect any money or fees if it is required

### **THE FIRST DAY OF YOUR TRIP**

Arrive first at the chosen meeting place & time

Once all intended persons have arrived, introduce yourself & anyone travelling with you & call sign

Get everyone else to introduce themselves, people travelling with them, call sign & type of vehicle driven

Make sure everyone is aware of your mobile phone number in case of an emergency

Make everyone aware of the nominated first aider

Discuss convoy procedures, marking of corners & making sure they can see the vehicle behind them

Remind everyone of UHF radio use, etiquette & rules. No swearing / bad language etc

### **THINGS TO DO THROUGHOUT EACH DAY OF YOUR TRIP**

At the start of each day or each individual section of the drive appoint a Tail End Charlie

Nominate a person to write the trip report for that day

Perform regular radio checks of all vehicles in your convoy

Make yourself available to everyone if there are any grievances or conflicts on the trip

# **CLUB BY-LAWS & RULES FOR TRIPS & ACTIVITIES**

## **As extracted from the Club's Constitutional Document**

### **CLUB ACTIVITIES**

For the purposes of these by-laws & rules, only those activities that have been approved by the Directors or at a General Meeting & noted in the minutes shall be recognised as official Club activities. Any activity not so approved shall be considered as a member's private activity & shall only be discussed at General Meetings during general business, if time permits.

### **REGULATIONS**

All members & visitors shall at all times abide by the Club Constitution, these by-laws, rules & regulations laid down by Government Authorities & owners/lessees of private property.

### **CLUB IDENTIFICATION**

All club identification shall be removed from vehicles prior to sale or upon expiration of membership.

### **RADIOS**

Members using CB, UHF & HF radios shall use them at all times in accordance with State &/or Federal Government rules & regulations governing the use of radios.

All members shall install 27 Meg (AM) or UHF radios for all club trips within 6 months of joining the club.

### **VEHICLE INSURANCE**

All participants in Club activities are required to produce to Directors a written declaration stating that they have in force, and will have in force for the duration of the club's financial year, a current policy of Comprehensive or 3<sup>rd</sup> Party Insurance applicable to the vehicle they are driving, upon renewal of such participants' membership with the club.

### **CONDUCT OF ACTIVITIES**

#### **Direction of Organisers**

All members & visitors participating in a club activity at all times shall abide by the directions of the activity organizer or trip leader in respect to:

- i. Compliance with Club by-laws & rules

- ii. Safety of all other members
- iii. Fire precautions & restrictions
- jjj. Care & respect of private property
- kkk. The rights of other people

#### **Trip Leaders**

On trips, the Trip Leader has absolute authority over the whole trip & they must ensure that members & visitors are aware of all relevant Club by-laws & rules & have adequate recovery equipment.

#### **Assistant Trip Leader**

Trip Leaders at their discretion may appoint separate trip leaders to lead separate convoys.

### **Contravention of Club by-laws & Rules**

A member contravening Club by-laws or rules may be asked by the trip leader to leave the activity or trip & the incident reported to the Committee. Disregard of club by-laws & rules should be reported to the Committee members by the club members. All members must inform the Trip Leaders of their intention to go on a club trip.

### **National Parks & Forest Areas**

All members & visitors are responsible for knowing & observing Park, Woods and Forest regulations whilst traveling in these areas, or in other areas controlled by Government Authorities.

### **Conclusion of Trips**

Trip Leaders must ensure that all participants have clear directions to their destination at the conclusion of the club trip.

### **Children**

Adults must be responsible at all times for the behavior of the children in their charge.

### **Prospective Members**

Prospective members & visitors are allowed on Club activities at the discretion of the activity organiser but not to the exclusion of club members.

### **Non Financial Members**

Persons previously on the club committee but who are currently not financial, or other persons, who are not financial, are not allowed to take part in club activities with our prior Committee approval.

### **Numbers of vehicles**

The number of vehicles on a Club activity shall be determined by the trip leader but also may be subject to requirements of outside authorities. As a general rule the number of vehicles in a convoy shall not exceed 15 as the sight & inconvenience to other members of the public must be considered.

### **Dogs**

On trips where dogs are permitted, they must be kept under control at all times, preferably on a lead.

### **Motorcycles**

Motorcycles are not permitted on Club trips except with the express permission of the trip leader.

### **Firearm**

Guns & rifles must not be visible inside vehicles & should only be removed in cases of emergency, or with the express permission of the trip leader.

### **Intoxicating Liquor**

Excessive consumption of intoxicating liquor on club activities is discouraged.

### **Off Tracks**

Vehicles are to stay on existing roads & tracks except in areas where permission has been granted to move away from existing vehicle corridors.

### **Flora & Fauna**

Live branches are not to be broken from trees or shrubs. No member shall use a tree as an anchor for winching without providing adequate protection around the tree from slings or cables. Trip members must not disturb birds, animals & their habitat.



### **Gates**

All gates must be left as they were found.

### **Camping**

Campsites must not be within 500m of any artificial constructed watering points. Campsite adjacent to large natural watering points must be sited so that stock & wildlife are not prevent from gaining access to water. Campsite must be at least 1km away from any station homestead, shearing shed, outstation or other improvement unless prior approval of the land manager. Previous campsites should be used wherever possible. Care must be taken to minimize damage to vegetation etc at campsites & making of unnecessary vehicle tracks is to be avoided.

### **Water**

Minimal water only is to be taken from any watering point. Members are not to swim or bathe in tanks or dams without permission from the land manager. If water is required for washing it is to be bucketed out. Soaps & detergents etc are not to be introduced into tanks, dams, rivers or natural watering points.

### **Litter**

No litter or rubbish is to be thrown from vehicles. At all stops, members shall ensure that no rubbish is left at the site. All non-burnable rubbish is to be carried out & disposed of in approved receptacles or areas. Burnable rubbish may be burnt at campsites provided all other members are considered, correct precautions are taken & there are no fire bans in place. Non-combustibles are to be removed from ashes.

### **Historical Sites**

All sites of historical significance are to be left undisturbed & artifacts are not to be removed off site.

### **Toilets**

When using bush toilets ensure an adequate, deep hole is dug & covered properly before leaving the campsite. Do not allow paper & tissue to blow around the area.

### **Mobile Generators.**

The use of generators must be kept to a minimum & not used after 8.00pm or before 7.00am without the permission from everyone within the vicinity. At all times other travelers must be considered when using generators. Members must ensure as far as possible that generators are permitted in NPWS areas prior to departures or obtain permission from rangers at the site.

### **Fires**

Fire bans must be complied with at all times. Normally one campfire should be adequate and the trip leader is responsible for its location. The trip leader may approve other small cooking fires. At sites where adequate supply of dead wood on the ground is not available (especially National Parks etc) or during potential fire danger period's members are encouraged to use gas or other means for cooking. All fires must be extinguished before the site is vacated, ashes disposed of, and where practical, no signs of the fire should be left at the site.

### **Spares**

Vehicles must carry enough spare to be reasonably self sufficient in the event of breakdown. Spares for similar type vehicles can be shared amongst those on the trip. The specific spares would depend on the type of trip & location and agreement between participants.

### **Grievances**

Any grievance arising from any club activity must be made as soon as possible (preferably in writing) to the organisers of that activity or Directors so that any problems can be resolved promptly.

## Convoy Procedure

**Regulations** – All drivers shall observe all regulations at all times.

**Departure Warning** – The trip leader shall give a 5-minute warning before departing.

**Briefing** – Prior to departure each day all drivers are to assemble at a central point for the trip leader's briefing on the next stage of the trip.

**Travel** – All members of the convoy are to follow the trip leader & not stray from route

**Track Widening** – Drivers are not to widen existing tracks by driving around obstacles such as broken branches, large holes, rocks etc but should endeavor to do minor track maintenance to allow vehicles to remain on the track, i.e. remove branches, fill holes etc

**Convoys** – Vehicles should stay in convoy position unless a change is authorised

**Distances** – members should keep a safe distance from the vehicle in front, particularly in hilly country or if brakes are wet after a water crossing. On main roads leave adequate space between vehicles to enable other vehicles to overtake safely.

**Driver Responsibility** – Each driver is responsible for the vehicle behind. Keep the following vehicle in contact at all times. In conditions where visibility is poor switch on lights & check regularly that following vehicle is in sight. Contact by radio if possible.

**Acknowledging Turns** – Wait at every turn with indicators flashing until the following driver acknowledges with their indicators flashing.

**Separated Convoy** – If the convoy becomes separated & an intersection is reached where there is no other vehicle, stop and wait for instruction from the trip leader.

**Leaving Convoy** – If members wish to leave a convoy for any reason they must inform the trip leaders by radio or at stops. If on the move, drop back & advise your intentions to the last vehicle who will advise the trip leader as soon as possible.

**Breakdown of Vehicles** – If a vehicle breaks down or becomes immobile for any reason, all vehicles must stop with the affected vehicle until it is again mobile or the trip leader has checked that the vehicle is safe to be left for adequate assistance. Arrangements are to be made to renew contact as soon as possible.

**Stopping Convoy** – if members wish the vehicle in front to stop, call on radio if available, attract drivers attention by flashing lights on an off or stop. Care must be taken when flashing lights at night to avoid causing a hazard to oncoming vehicles.

**Negotiating Hazards** – At any creek crossing, steep hill, sand hill or other hazardous terrain all those not involved are to stand well clear of the activity. The trip leader, or delegate, will have complete control over activities. Vehicles are to be moved well clear of the hazard to allow sufficient room for following vehicles.

**Recovery Operations** – During recovery operations members should give what assistance possible but not get in the way. Stand well clear of vehicles, towropes & winching cables. Obey instructions of trip leader.

**Vehicle Damage** – Any damage caused to a members vehicle is the member's own responsibility. Members should not be afraid to stop to remove obstacles to avoid this

**Stopping Areas** – Campsites or rest areas should be chosen where practical so that all members of the trip can be accommodated comfortably in the one area. Care must be exercised so that damage to stopping areas is minimised.

**Starting Times** – Times for daily departures are agreed to prior to departure or at daily briefing

**Lunch Stops** – Meal breaks should be about an hour unless otherwise agreed beforehand. Time starts from the arrival of the last vehicle at the site.

**Stops** – Convoys should stop for a short period every 2 hrs to allow participants to rest.

**End of day's Travel** – Where possible the day's travel should end with sufficient daylight available to allow campsites to be established unless otherwise agreed beforehand.

**Convoy Speed** – The maximum traveling speed for any club trip shall be determined by the road conditions, all state regulations and not faster than the slowest vehicle in the convoy. The trip leader prior to departure particularly for bitumen road travel should advise