



Rangers' Review

Volume 12 No.13

Mount Lofty Rangers Inc.

PO Box 1150, Blackwood SA 5051

www.mountloftyrangers.com.au

April 2007



Shorty Driving & a bit of sliding down Slate Quarry track

TABLE OF CONTENTS

President's Report.....	3
Trip Reports.....	6,& 11
Camp Hints & Reciepes.....	8,9
Upcoming Trips.....	16,17,18
Social Events.....	20
Trading Mart.....	26,27

Mount Lofty Rangers Inc.

About Us

The club's aim is to enjoy all aspects of owning and using our 4WD's while enjoying the diverse surroundings offered by this great country. We are a club of 4WD enthusiasts who enjoy challenging driving, regular trips, camping, camp cooks and a great social scene on and off track.

Membership

Membership is open to anyone who owns a 4WD regardless of its make or model and has a passion for driving. Mount Lofty Rangers Inc is an affiliated member of the SA Association of 4WD Clubs.

Club Outings

The Mount Lofty Rangers provides regular day, weekend and extended four wheel drive trips, lead by experienced trip leaders. Trips are rated on the level of difficulty and are available to all members and guests.

The club has a dedicated social committee who also organises regular events that compliment the club trips.

Experience and Training

Our current members possess a wide range of skills ranging from beginner to advanced. The club has a number of accredited instructors and assessors, and is involved in regular training via the SAAFWDC Driver Training Unit.

Meetings

Club meetings are the second Monday of each month* and are held at the

Blackwood Football Club

Trevor Terrace

Blackwood

Time 7:15 pm


*Except where this Monday falls on a long weekend then the meeting is held on the 3rd Monday of the month

Information

For more information on the Club please check out our website at:

www.mountloftyrangers.com.au

“Shorty’s Presidential Report”



Hi Everyone,

I am all revved up from just returning from our trip to the Pyrenees State Forest what a place, I think we just about covered every track there was in the forest. It had every type of track from easy to very advanced. Some members went on this trip with that I had not traveled with before. It is a great way to meet other club members and getting to know them around a campfire & having a few drinks. Some great meals were also cooked & enjoyed. Coming back all enthused I have already started working out a similar type of trip next Easter to different area.

So you have probably read this before get your name on the trips sheets before they fill up .Trip leaders will be setting & adhering to trip numbers.

Sorry to see the farmers doing it so tough on the drive thru the South east SA and Western Vic very dry & not even grass left in the paddocks just dirt. Just hope to get some serious rain soon for everybody’s sake. (MUD Too)

This meeting we will be talking about the AGM and what each committee member does on the committee to give you an idea of what happens in the club internally. We want members to nominate for positions in the club. Please give it some thought due to new members bring new life & blood into the club creating new ideas & new trips. So pick up a nomination form from the entrance and get someone to nominate you for the position you would like to hold.

You will all see at tonight’s meeting that the club is now using our own projector. We are still waiting on Blackwood Football club decision on video screen.

At tonight’s meeting & the AGM we will be holding a raffle for a Free Annual Membership Tickets will be \$2 see Jo Reed for a ticket.

Put your name & numbers down for pizza night at the AGM in the sign in book.
See You Soon on a Trip

Dave Willsmore
(Shorty)

MT LOFTY RANGERS CB & UHF CLUB CHANNEL NO 27

Southern Vales 4WD



Serious 4wd Equipment

Ian Richardson



**88 Main South Road
REYNELLA SA 5161**

Ph: 8381 8300

Fax: 8381 8600

Mbl: 0414 322737

We supply and install:

Bull bars & Nudge Bars

Driving Lights

Recovery Equipment

Roof Racks

Roof Consoles

Roller Draws Systems

Flexi tanks (Water)

Headlight Covers

Primus Hot Shower

Airbag Suspension

SHOO ROO Products

Winches

Suspension

Canopies

Tow Bars

Diff Locks

Snorkels

Dashmats

Staun Products

UHF Radios

DP Chip

Smartbar

Side steps and rails

Waeco Fridge/Freezers

Fan Belt & Radiator Hose Kits

Rear Wheel Carriers

Compressors

Michelle's Sacs 4X4 Products

Black Duck Seat Covers

Luggage Trays & Capsules

Paint Protection (Paint on)

EPRS Rust Prevention

Maps, DVDs, Books

Plus other Brands & Accessories

HIRE:

Fridges, Handwinch, Tyre Repair Kit, Winch Recovery Kit.



TOUGH DOG



Supplying the South with its 4WD needs

Mud, Dust & Music

April 28th & 29th

Not long now and the action will hot up again on the pursuit track. There will be 3 classes again just like the Riverland challenge. Saturday will start at 10:30am. Scrutineering from 9am. Every car will get 3 runs on Saturday then we will have a short Tea break before the music entertainment starts.

The music and fun will go late. On Sunday the comp will start at 10am and there will be another 3 runs then finals.

Entry fee is \$100 and must be in and paid for by the 20th of April.

I am limiting this event to 50 cars so get in quick. I will accept the first 50 paid entry's in.

Entry allows 2 people to camp as well.

Entry forms and Scrutineering rules can be found at my website.

www.loveday4x4adventures.com

I will also be seeking sponsors for this event. Please contact me if you wish to be part of it.

I have \$1500 in prize money so far

Hope to see ya all there

Regards Tony Whateley

0418839787

Fax 0885882016

Spectators

Entry price will be Saturday \$20 per person over 14 this includes 2 days plus campsites
Sunday will be \$10 per person



Unless otherwise signed, 40km/h is the default speed limit in reserves and parks and on the beaches – but only if safe to do so – slow down and give way to wildlife and other users.

PYRENEES EASTER 2007

SATURDAY 7TH APRIL, 2007

By Matt Eastmure

We split up into 2 groups for the days driving. The second group, which headed out at 10:30am, consisted of 9 vehicles. Shorty had planned the day's trip around the contour lines on the map, ensuring a day of lots of steep climbs and descents.

After a couple of climbs and descents we had our first delay, when Trevor's Prado decided to light up all of his dashboard warning lights. After a few minutes of investigation the conclusion was reached that everything was still operating as it should and that it was probably just a dirty sensor. We continued on for another 45 minutes before stopping on top of a ridge with a great view for lunch and Glen took the opportunity to blow out the dust from Trevor's wheels to see if that rectified the sensor issue. Whilst under the car, Glen found that the wires had been torn out of the right rear ABS sensor. A job to be done back at camp later tonight, before we head to the pub for dinner.

After lunch we found some more steep climbs with a fairly steep descent section that had some rather large rock steps which required some careful wheel placement. One of the final tracks for the day was Old Bluff Track, on which we joined up with the tail end of the first group. This track required us all to split into further groups, Chickens and Roosters. One of the sections of this track had 7 or 8 very steep rock steps some as big as a couple of feet.

After some road building, Skippy attacked the hill and managed to negotiate it successfully with only a slight scrape on the side steps at the biggest step. Next was Shorty followed by myself who both managed to climb the track successfully without any scrapes. Jeff Morgan also had a crack at the hill in Skippy's Patrol and also made it up but with some scrapes to the underside.



The next attacker was Peter Reed who got hung up on his diffs at the biggest step. After a few more attempts and some more scrapes he decided to back down and come back to fight another day. Merv jumped into his Pajero and thought about having a go but decided against it. Last to have a go was Mark Moss, who managed to belly out on the biggest step and required a winch to drag himself up and over the ledge. Then with some careful wheel placement was able to complete the climb unassisted.

As everybody was preparing to head off, Glen Bull had a can of WD40 explode in the back of his jeep so had to head straight back to camp. Some of the vehicles headed straight back to camp with Glen while others followed Shorty to squeeze in one more track before heading back to camp for everybody to start getting cleaned up for dinner at the Elmhurst Pub. Everybody headed to the Elmhurst Pub for a few drinks and some great food. The menu choices were: Lamb Shanks, Chicken Parmy and Fish and Chips. I'm sure Mark Moss can recommend both the shanks and parmy as he ordered double Lamb Shanks and a Chicken Parmy (and ate the whole lot, salad and all). It was then back to camp to relax by the fire and relive some stories of a great day.



Preparing your new Camp Oven


A camp oven must be seasoned before it is used. Being of cast iron, this material is porous, and the inside of the oven has to be treated so as to seal the surface.

Before you first cook in the camp oven fill with water and slowly heat but do not boil. Wash the new oven and dry. Rub cooking oil (I like to use olive oil) inside and outside of the camp oven with a cloth or paper towel. Repeat this 3 or 4 times over the next 2 days and then place in a hot oven at home and bake it for about an hour applying more oil to the inside of the camp oven and don't forget the lid. The oil will glaze on the surface and give it a protective coating.

Before storing after use always give the camp oven a good wash and then an oiling. This will stop rust forming. If this process of oiling is not done before you use it, food particles penetrate into the cast iron and will go rancid while the camp oven is not in use.

Camp Fire

Too much flame will over heat the camp oven and will usually cause the contents to be burnt. Ideally the cooking should be done on a bed of coals - with some coals spread on the lid to even out the heating. With too much heat, this will cause evaporation of liquids inside the camp oven. When cooking with the camp oven this way it is advisable to use a cake rack in the bottom or if this is not available you could use some short clean tent pegs to stop the food being caught. A layer of alfoil over the pegs or rack is something else to consider.



Another method to use the camp oven is to dig a hole deep enough to put the camp oven in the hole with some room, near to your fire. Place some coals in the bottom of the hole but not too many, you only want to warm the bottom of the oven. Once this is done, place more coals around the sides and on the lid. This method gives a very constant heat and does not burn the bottom. This is the method I prefer to use where possible but in some places it is impossible to dig a hole, as the ground is too rocky, so the first method has to be used.

I hope these hints will assist you to having more enjoyable times.

Have fun, Enjoy, and Happy Eating.

Camp Meals

(Recipes from Camp Cook)

Sweet corn and chicken soup

2 eggs, beaten
1 can of creamed corn

2 packets of chicken noodle soup
3 spring onions, chopped

Prepare chicken noodle soup to packet directions. Use this for the base of your soup. When cooked add the can of corn, half of the chopped onions and slowly add the beaten egg while stirring.

Bring to the boil and serve. Sprinkle with remaining chopped onions.

Pork Roast

1 1/2—2 kilo piece of pork
Salt

Oil

Make sure the meat fits the camp oven comfortably with the lid facing up. Oil the pork and rub plenty of salt into the rind. Lightly oil the camp oven and put the pork in. Cover. Place camp oven onto coals and shovel coals on top, checking to make sure of even cooking. Cook for approximately 2 hours. If cooking with heat on top only, turn rind to the top until blistered. Then roll onto its side, returning the rind to the top for final cooking time.

Hint: for an interesting variation, before cooking, using a sharp knife, cut a pocket into the side of the pork, just under the top. Fill with sliced apple, chopped dried apricots and prunes. Fasten with wooden skewers.

Damper

Damper is the bush-bread of Australia. Drovers baked Damper in camp ovens buried in the hot ashes of their camp fires in the Outback, but if you don't want to build a camp fire in your backyard, damper can also be baked in a normal kitchen oven.

4 cups self-raising flour
1/2 teaspoon salt
extra flour

1 1/2 cups milk
butter

Sift the flour and salt into a bowl and make a well in the middle. Pour in the milk and mix. Grease the camp oven or round baking pan and dust with flour. Place dough in the camp oven or pan. Cut a cross in the top surface of dough. Close lid of camp oven and bake in the hot ashes of your camp fire for about thirty minutes.

Adventure OFFROAD CAMPERS

CAMPER TRAILERS & TRAY TOP CAMPERS

100 Daws Rd Edwardstown S.Aust 5039

Ph 08 8276 5666 – Mob 0417 080 663

Email – info@adventurecampers.com.au

SALES & HIRE

Made in AUSTRALIA



With 4 models and a host of options there is an Adventure to suit everyone.

Special offer to all 4WD club members

Have our 90 minute DVD posted to your door for only \$5.00 incl postage

Just call Paul on ph 08 8276 5666

Also visit our excellent website:

www.adventurecampers.com.au

Pyrenees Trip Report

by Dave Wilsmore

Wednesday 9.30am

A small group of 5 met at Mt Barker 4X4 and the headed off to over the border. Lunch at Bordertown. Glenn needed to stop in Horsham to catch up with Local ARB Dealer, next stop Arrarat to top with fuel then up to the forest.

One the way in to Elmhurst we could not figure out whether it was smoke or low cloud over the hills.

When we stopped at Elmhurst Hotel to say G'day to Steve the publican and have a quick beer and he mentioned the fire. Well it definitely wasn't low cloud. Steve and family were cooking for us Saturday night. So not to long at the pub as it was 5.00pm Vic time and soon day light would be fading so up to the camp site to set up, well the track up would start excitement happening as it did.

We all got set up and collected some firewood and got the campfire happening. Cooked some dinner and had a relaxing evening. I advised the others that I was not getting up by any alarms. We all can wake up when we want due the majority of the group was not turning up till Thursday afternoon.

Woke up to a cloudy but great day couldn't sleep in for the life of me. So got up and cooked bacon & eggs for the family, then worked out were we were going to for a days driving. As it was near 10am when we left we decided to go out for a couple of hours and come back for lunch.

We headed down Nowhere Creek track to Old Tiger Cat Track, fairly steep climb out of a dry creek sharp rocky track which everybody climbed okay.



After lunch we Drove along Sugarloaf track fairly easy track to Glen Gully Track & then on to Gollop Track it was a long steep climb back up the side of Mount Avoca a very good drive that took us back to Main Track. Then back to camp to prepare the fire to cook dinner on the coals. On arrival back at camp some more of the group had turned up and were setting up camp. Trevor had brought along a heap of stewing steak so he & the girls made up casseroles in camp ovens it was delicious. Later that night Merv & Ann turned up so we had a few more beverages with Merv. Some had more than others & and few good laughs.

Friday


After brekky I split the group up into 2 groups Jeff Morgan would lead a trip of what we did yesterday & and my group would go out to Landsborough nature conservation reserve which drove along the ridge of a hill for quite a few kilometres then finally a downhill decent to the base of the hill where we decided to have lunch.

We the drove along Glensiters track where there a lot of wallabies & kangaroos. All the track were quite easy driving and a lot of stops to look at the fantastic views that day except on challenging downhill track Wild Dog Track very large washed out rutts but every body made it down no problems.


After a long day driving we proceeded back to camp to prepare the fire for T bone Steak on the hot coals YUM. A Few bottle of nice wine were opened and drunk.

Saturday

I got the Laptop out and studied the contours on the map of the tracks and plotted may days trip, using this Jeff's group got off first. Paul West that was in my group had a flat tyre from previous day that he was in the middle of mending (come on Westie hurry up) So I got the spare off my camper trailer put it on the back of his car and we were off. Down



Cameron Track quite steep but very dusty due this being the main track in to the camp. Next Old Kintree track steep uphill track & fairly washed out all got up incident free. Then on to Black Range Track easy track well maintained forest track at the end of this track we decided to have lunch in a nice cleared area with a view of the hills.



We the drove along Spring Creek Rd till we got to Old Mill Track winding gradually uphill which met up with Emery Track which was a steep downhill track with a few washouts & a hard left turn in Glenpatrick North Track which started at the base of Mt Avoca and it went up & up & very steep with some rough patches. When we were all up the top we were told of an unnamed track off Glenpatrick Nth track that was good to go on but we attempted to



go down but it had been blocked off by fallen trees. Had to make that u turn and head to the top of Emery Track. Next to drive down was Fraser Track very steep & very washed out long decent to bottom for the last track of the day Old Bluff track the far left track lot of very large steps only the bigger lifted cars drove up here (Nissan Patrols) one required some winching as he became perched on a the big rock (MM) some with a bit of

scraping. The other 4wd's went on the very steep side track to get to the top.


Back to camp to get cleaned up for pub night at Elmhurst Hotel. Some headed of earlier than others due to the large number of people eating at the small pub. Great meal had by everybody well priced and everbody glad they got a night off from cooking.



Sunday

Easy day couple of tracks on the way to the wineries I decided to take them Slate Quarry Track fairly steep and a couple of steps and loose rocks

on the tracks but this took a little guidance to get down so with 12 vehicles it took some-time, but we mostly got down incident free I bent side step which pushed into the bottom of the front guard ouch. We all drove into Avoca to the Great Pyrenees bakery you name it they make it into a pie YUMO Great lunch.. We then departed Avoca off to some wineries first Eurrabie they have a nice selection of wines and ports. The owners also breed alpine dingoes which were interesting to look at. Next were Mt Avoca & Blue Pyrenees Estate both were also great wineries. A bit of tasting & quite a bit of wine was purchased. Back to camp Glenn & myself got the camp fire roaring for the big camp oven roast night. everybody pitched in and some great meals were had. it was rather a late night as most of the party were going home Monday morning.



Monday

After saying goodbye to quite a few families going home we had our breakfast and followed Glenn down some different tracks ,Cross Track,Old Tiger Cat,Emery Track, Glenpatrick north, Old Bluff Downhill & Fraser Track uphill & back to camp for lunch Sardine Track after a great rocky uphill climb & back to camp for a scratch up dinner & quite drink around campfire
Tuesday morning packed and headed home

Shorty



Member Profile

Full Name: *Tim Paul Byrne*

Nick Name: *"Burnzie/Tim"*

Call sign: *"Sparky"*

Motto: *"Go Hard or Go Home"*

Occupation: *Auto Electrician*

Family: *Wife..Lynette*

Oldest Son ...*Samuel*

Youngest Son.... *Jordon*



Vehicle: *99' GU Patrol 4.2 ltr Diesel*

Modifications: Intercooler , lift , Shocks and lots of hidden toys and gadgets, too many to list

First Vehicle Owned: 1970 HG PremierFirst 4WD was a 92' Holden Rodeo Dual Cab Diesel

Ultimate 4WD: Mine

Favourite Holiday Spot: Chowilla

Other Interests: Water Ski/Wake Boarding, Motor Bikes
Anything Fast

Favourite Food: Pizza

Favourite Drink: Coopers Dr Tim's

Please send me your details for Member profiles

Upcoming Trips

Summary of Trips

- Border Track interclub working bee. 28-29 April
- Gold Escort / Coorong. 5-6 May
- Barossa Valley winery tour & lunch. 6 May – Social Event.
- Yorke Peninsular inter club. 19-20 May. **TRIP FULL**
- Murray Sunset NP. 8-11 June. **TRIP FULL**
- Peake. 23-24 June.
- Painted Desert. July 07 see Pat for dates.
- Flinders Rangers. 29 Sept – 1 Oct. October long weekend.

If you would like to run a trip or have a suggestion for a trip please see Paul Tabone and we can get your trip organized.

NOTE: With the clubs recent growth trips are filling fast and you will see more trips FULL so if you are keen get your names on the trip sheets.

Trip	Gold Escort Coorong
Date/s – Duration	5 – 6 May
Trip Leader	Rod Curtis. 8278 6280
Convoy limit	Unlimited
Distance – Kms	Approx not many Kms
Departure / meeting point & time	8am Wellington Court House
Radio	UHF 27 – Club channel
RSVP – deposit	Required by
Special requirements	Compressor.
General comments	Possible fishing spot Sat night

Upcoming Trips

Trip	Yorke Peninsular
Date/s – Duration	Fri 18 – Sun 20 May
Trip Leader	Paul Tabone 0417 080 663
Convoy limit	Trip FULL.
Distance – Kms	kms
Departure / meeting point & time	Friday night Port Wakefield.
Radio	UHF 27 – Club channel
RSVP – deposit	
Special requirements	Compressor.
General comments	This is a joined trip with Yorke Peninsular 4wd club

Trip	Painted desert Oodnadatta Track
Date/s – Duration	July 07
Trip Leader	Pat O’Kane 0408 775 969
Convoy limit	Unlimited
Distance – Kms	
Departure / meeting point & time	.
Radio	UHF 27 – Club channel
RSVP – deposit	Required by
Special requirements	See Pat
General comments	Have good tyres. Bush tyres are expensive.

Upcoming Trips

Trip	Peake
Date/s – Duration	Saturday 23 June to Sunday 24 June
Trip Leader	Ken Brady Contact No : 0418 807 934
Convoy limit	Unlimited
Distance – Kms	Adelaide CBD to Peake 145kms.
Departure / meeting point & time	9am Sat morning at Peake Post Office
Radio	UHF 27 – Club channel
RSVP – deposit	Required by end of meeting
Special requirements	Bush camping –Camper trailers & caravans okay –
General comments	Some training may be available – Bring sand flag – compressor - firewood – minimum recovery equipment is 1 snatch strap – If you have not been to Peake before make the effort as it is a great place to practice some sand driving.

Trip	Flinders Rangers.
Date/s – Duration	29 Sept – 1 Oct. Long weekend.
Trip Leader	Donald Ward
Convoy limit	Unlimited
Distance – Kms	Approx a few?
Departure / meeting point & time	See info sheet.
Radio	UHF 27 – Club channel
RSVP – deposit	Required by
Special requirements	See Donald
General comments	Have good tyres. Bush tyres are expensive.



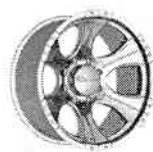

Legendary Offroad Tires

www.mickeythompson tires.com

ATZ 80/20 %

FC-11 70/30 %

MTZ 60/40 %



FOR THE BEST ADVICE & SERVICE ON ALL 4WDS
4WD WHEEL ALIGNMENT AND SUSPENSION SPECIALISTS
SPARE 4WD TYRE & RIM HIRE / RECOVERY EQUIPMENT
EXTENSIVE RANGE OF OTHER BRANDS AVAILABLE



TOTAL TRACTION TYRES

DARREN CALLARY

Mobile: 0404 099 397

Ph: 08- 8186 1011

Fax: 08- 8186 1022

UNIT 8/4 ALDENHOVEN ROAD

LONSDALE SA 5160

Email: sales@totaltractiontyres.com

4x4, SUV, Car and Light Commercial - Wheels, Tyres and Suspension

Your Local Authorised Dealer

SOCIAL SCENE



BAROSSA VALLEY DAY TRIP – Saturday 5th May

Come join us for a day trip to the Barossa Valley on Saturday 5th May. We will do some wine tasting and have lunch at the Tanunda Hotel and there maybe a track or two throughout the day. If you wish you could make a weekend of it and stay the night, but this is up to you to organise.

MID YEAR DINNER – 4th August 2007

We are in the early stages of organizing our mid year dinner. We will advise more details in future magazines.

CAMP COOK WEEKEND – 19th & 20th October

This popular annual event will be on again at Jack's Paddock, Kuitpo. Mark your diaries now & more information will follow.

OTHER SOCIAL ACTIVITIES

We are in the early stages of organising the following events; more details will follow in future magazines.

- Saturday 23rd June we may go bowling in the afternoon & have dinner in the evening.
- A trip on the Steam Ranger train on either Saturday 15th or Sunday 16th September.

- On the evening of Saturday 17th November some fun at a Quiz Night. As we have done in previous years at the December meeting which will be on Monday 10th December we will have our Christmas BBQ where Santa will also visit.

If you have any other suggestions for a fun day or afternoon please let Lyn, Julie or Jo know. We will advise you of more details soon.

As always please come and speak with Lyn, Jo, or Julie tonight if you have any suggestions or questions regarding our events for the year. Have a great night!

Social Committee



VogueLending

Home Loan *tired* or just *old fashioned* ????

Why not upgrade to a stylish new

'up to date'

home loan through Vogue?

We give 'obligation free' confidential advice in the comfort of your home. Call Paul on 0405484448.

Home Loans, personal loans, refinancing, debt reduction,
First Home Owner's Grant, pre – purchase approval.

Proud sponsor of the Mount Lofty Rangers Magazine

TCIS Insurance Brokers Pty Ltd

Ken Bradey

Tel: 8278 7000

www.tcis.com.au

National Insurance Scheme

Australian National For Wheel Drive Council (ANFWDC)

- * **Four Wheel Drive Motor**
- * **Camping Equipment**
- * **Other Insurances**
- * **Camper Trailer & Caravans**
- * **Home & Contents Cover**
- * **Payment Options Available**

Proud sponsor of the Mount Lofty Rangers Magazine



MT LOFTY RANGERS

Lets Promote Our Club!!!

Cloth Badges	\$7.00
Car Stickers	\$2.50
Name Badges	
Initial 2 on joining	FREE
Additional	\$6.00
Replacement	\$6.00
Sand Flags	\$2.50
Tyre Plugs	\$7.50

Please see a committee member for the above purchases.

Windcheaters (fleecy lined)	\$45.00	
<i>(includes name and logo embroidered on & GST)</i>		
Arctic Fleece Tops	\$45.00	
<i>(includes name and logo embroidered on & GST)</i>		
Polo Shirts (short sleeve with Pocket)	\$37.00	(no Pocket \$35.00)
<i>(includes name and logo embroidered on & GST)</i>		
Caps (including logo embroidered on)	\$13.00	
NEW ITEM		
Bucket Hats (including logo embroidered on & GST)	\$13.00	

If you require clothing please speak to a committee member.

ITEMS FOR LOAN

Books (hopefully in the future)	Recovery Kit
Club Banner	Tirfor Winch
Club Flag	Puncture Repair Kit *
GPS Promotional Videos	First Aid Kit *
Maps	4 x Lightweight Shelters with sides.

* Please replace used items

Please see Merv Tucker for any items you wish to loan Ph 8278 1414.

NEED & NEED

CHARTERED ACCOUNTANTS

Our Services Include:

Accounting & Taxation, GST, -
Business Advisory & Management Consulting,
Audit, Business & Estate Planning,
Statutory Record Keeping,
Investment/Retirement/Superannuation,
Computer Advisory & Processing
See Craig Need Ph. **0438-297-447**

9a Anzac Highway, Keswick, South Australia, 5035
Phone: (08) 8297-4477 Fax: (08) 8297-9989 email: need@camtech.net.au

Proud sponsor of the Mount Lofty Rangers Magazine

Belair Road Auto Electrical

Prop: Tim Byrne

Repairs To: Motor Vehicle Electrical and
Electronic Fuel Injection Systems

- Air-conditioning Servicing
- Bosch Electronic Tuning
- RAA/Bosch Battery Sales
- 4x4 Accessories –sales and fitting

59 Belair Road, Kingswood 5062

Phone 8271 7617 Fax 8272 8510

E-mail: brac@bigbutton.com.au

Proud sponsor of the Mount Lofty Rangers Magazine

Four Wheel Drive Courses

MLR Club Training
Contact: Jeff Morgan
Home: 8381 5404
Mobile: 0410 665 019

TRAINING DATES

Peake: Ken Bradys booking which we have access to 23/24th June.

4x4 Show 12-14th October

Camp Cook 19-20th October.

DTU Skills Update Kuitpo 28-29th July

DTU Skills Update Peake 3-4th Nov

Advisor Course 24-25th March & 10-11th November

Assessors Course TBA

Trip Leaders

For those Trip Leaders planning trips this web site is good value

<http://www.toiletmap.gov.au>

For those with Garmin GPS's check for your latest updates

<http://www.garmin.com/support/blosp.jsp>

Club Trainers

Advisor's: Shaun Lawson.

Trainer's: Ian Manglesdorf, Paul West, Tim Byrne, Paul Tabone

Assessor's: Ken Bradey, Mark Curtis, Layne Holberton, Jeff Morgan,
Christian Whamond, Ricky Esser, George Haniotis.

A.G.M.

*Please put your name &
how many attending the
AGM in the sign in book
we will be having a pizza
night .*

Committee Nominations

Committee Nominations are being called for next year 2007/2008

If you know someone who is interested in becoming a Committee Member or are yourself interested please fill out the Nomination form in this newsletter. All nominations must be in by the close of the April Meeting. No nominations will be accepted at the AGM when the vote will be taken.

You must be nominated and seconded for the positions.

A new position of Merchandise Officer will also be created. This position involves the ordering and distribution of Club Uniforms, Hats, Badges, Car Stickers etc. and will be responsible for the collection of monies for such items.

Thank you

Trading Mart

For Sale

Nissan Patrol GU Series 3 Alloy Bull Bar Good Condition **\$450.00**

Plus-----

DMH Outback 6 Dome Tent 6.0m x 3.0m 2 Bedroom can sleep up to 6 used
4 times also has brand new fly. New canvas carry bag **\$250.00**

Plus-----

2 Dunlop Grandtrek AT2 265/70/16 to Nissan Patrol 3/4 Tread **\$80.00ea**

2 Bridgestone Duelers D693 Pattern 1/2 Tread **\$50.00ea**

Contact Dave Willmore (Shorty) 0412 411751

For Sale

Garmin Streetpilot 111 Including Turn by turn voice navigation Autorouting City navigator Version 4 **\$ 450.00**

Garmin GPS V Including Metroguide Version 4 and Turn by turn navigation Autorouting City Navigator Version 6 **\$ 450.00**

Garmin GPS Geko 201 **\$ 180.00**

Plus-----

Nissan Patrol Series 4 Winch compatible Bullbar Still in box **\$650.00**

Contact Reno 0418 828372

For Sale

Bbq Cook-On, Beachcomber .4 Burner, Timber frame. Half grill, Half plate.
With lid and weather proof cover., Very Good Condition **\$75.00**

Camp Bed Two yrs old, spring frame, canvas bed. 1.85m long x 0.65m wide.
Very comfortable, Small pack size. Suit junior., Excellent Condition **\$25.00**

Sleeping Bag Roman -5C rated. Insulfil fibre filling, lightweight and small
pack size. Comes with compression stuff sack. Suit junior., Excellent Cond.
\$25.00

Contact Neil Cook on 0409286629 for more info

Trading Mart

For Sale

Adventure Off Road Camper

Top Pilbara model plus upgrades including:

- * ROH 16 inch Alloy wheels
- * BFG T/A tyres
- * Carpeted cargo area with custom bin storage
- * Extra fire extinguisher
- * 2 x thermometers in kitchen area to monitor fridge and freezer temps
- * 175 Amp Anderson plug and aluminium trailer plug
- * Spare set of wheel bearings and cups.
- * Plus a few bits and pieces that I've forgotten exist

14 months old so would suit new buyer. Has done only about 4 trips.

Hubs recently serviced.

Contact Rick Luff for enquiries 8370 4774, 0411 426913 or

rjluff@aapt.net.au

For Sale:

WAECO CF80 VERA fridge freezer with cover **\$900.00**

Digital temperature read out

Hypervent mattress underlay stops condensation under your camper mattress

\$55 per metre, roll width 1 metre

Phone Paul Tabone 0417 080 663



4X4 ACCESSORIES



ACCESSORIES SALES AND FITTING SERVICE

- | | | |
|--|---|--|
| <input type="checkbox"/> Dual Batteries | <input type="checkbox"/> Air Compressors | <input type="checkbox"/> Fridges |
| <input type="checkbox"/> Side Steps | <input type="checkbox"/> Driving Lights | <input type="checkbox"/> Snorkels |
| <input type="checkbox"/> Roof Racks | <input type="checkbox"/> Storage Systems | <input type="checkbox"/> Cargo Barriers |
| <input type="checkbox"/> Bullbars, | <input type="checkbox"/> Staun | <input type="checkbox"/> Polyair Springs |
| <input type="checkbox"/> Warn Winches | <input type="checkbox"/> Wheel Carriers | <input type="checkbox"/> Fuel Tanks |
| <input type="checkbox"/> Canopies | <input type="checkbox"/> Recovery Equipment | |
| <input type="checkbox"/> Air Locking Diff's | <input type="checkbox"/> Old Man Emu Suspension | |
| <input type="checkbox"/> UHF Radios & Antennas | | |

*****CLUB DISCOUNTS AVAILABLE TO ALL MEMBERS*****

*****CONTACT GLENN BULL FOR FULL DETAILS*****



**Mount Barker
4x4 Centre**

**Shop 10/4 Dutton Road
Mount Barker SA 5251
Tel: 08 8391 4391**



Serious 4WD Equipment



UHF CB RADIO CHANNEL ALLOCATION

USED FOR	CHANNEL/S	COMMENTS
Calling Established by law	11	To call or locate another station. Parties then switch to a conversation channel
Conversations	9, 12 to 17, 19 to 21, 24 to 30, 39	Used for conversations between stations
Highway Communications	29	Mainly used by Truck Drivers and other Highway users on the Pacific Highway in N.S.W.
	40	Mainly used by Truck Drivers and other Highway users Australia wide but not usually on the Pacific Highway in N.S.W.
Caravanners, Campers	18	Holiday Maker's communication channel, e.g., when in convoy
4WD Drivers	10	Used by 4WD enthusiasts, clubs, convoys and in national parks.
Emergency Calling Established by law	5	Can be used by anyone in an emergency situation ONLY
Repeaters Established by law	1 to 8 31 to 38	In duplex mode, repeaters need two channels to work. Receives on 1 to 8. Transmits on 31 to 38 (automatically). When within range of a repeater, it will increase the communications distance. Operation in simplex mode on these channels is not permitted when within range of a repeater.
Data Transmissions Established by law	22, 23	No voice transmissions allowed on these two channels

explore, experience, enjoy...





Fridges

All the leading brands, Engel, Waeco & E'VA Kool on display side by side for you to compare. See us for the latest deals!



Camp Furniture

Chairs, Tables, Stools, Camp Cupboards, Stretchers and more. Check out the latest designs before your next trip.



Coolers

Coleman coolers in just about every size & shape imaginable!



Locally owned with National Warranty!

Horizon Leisure & Camping World really are the outdoor specialist, our massive buying power combined with our local knowledge ensures we stock an extensive range of products, at the very best possible prices, and don't forget we offer **AWD** club members an additional 10% discount* on most products. Call in and speak to one of our friendly team today.




Tents

Touring tents, Dome tents, Family Cabin Tents, Hike Tents & even Camper Trailer Tents, if you need a tent check out our huge range.

Sleeping Bags

Kids Bags, Jumbo Bags, Travel Bags, Hike Bags, & School Camp Bags we've got you covered.



Swags

Swags to suit all budgets, and huge selection of styles to help you make the most of your time in the great outdoors. Available in single, king size & double options.

Horizon Leisure & Camping World

Mount Barker 20 Cameron Road Ph 83983033
Open 7 Days Sunday 11 - 4 pm

Murray Bridge 209 Adelaide Road Ph 85324667
Open 6 Days Saturday 9 - 4 pm

* Terms & Condition Apply, See Instore For Details.



Your Committee

PRESIDENT	Dave Willsmore	0412 411751
VICE PRESIDENT		
SECRETARY & PUBLIC OFFICER	Pat O'kane	0408 775969
TREASURER	Nick & Sam Bray	0413 019087
ASSOCIATION DELEGATES	Ken Bradey	Wk 8278 7000
MEMBERSHIP OFFICER	Steven Harding	0408 801278
TRIPS CO-ORDINATOR	Paul Tabone	0417 080663
EDUCATION OFFICER	Jeff Morgan	83815404 0410 665 019
MAP LIBRARIAN	Merv Tucker	8278 1414
SOCIAL SECRETARY	Jo Reed Lyn Morgan Julie Holberton	8276 1212 8381 5404 0402 143 390
PROPERTY OFFICER	Merv Tucker	8278 1414
MAGAZINE EDITOR	Ian Richardson	W:8381 8300
Articles to: e-mail:	southern.vales@esc.net.au	0414 322737
INSURANCE OFFICER	Ken Bradey	Wk 8278 7000
ABORIGINAL LIAISON OFFICER	David Goodenough	0439 687 166
WEBSITE	Reno Poropat reno@picknowl.com.au	0418 828372

www.mountloftyrangers.com.au



www.mountloftyrangers.com.au